

NOTES:

1. SUBSTRATE
UV GRADE FUSED SILICA
2. SURFACE S2 TO BE PARALLEL WITH SURFACE S1 TO WITHIN 5 ARCSEC
3. COATING (APPLY ACROSS COATING APERTURE)

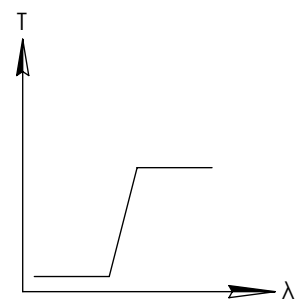
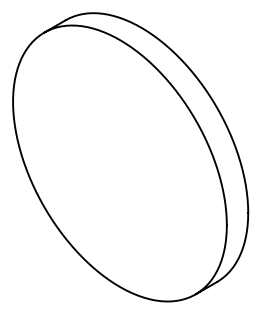
PERFORMANCE SPECIFICATIONS @ 0° AOI
T(AVG): >85% FROM 1160 - 2000nm
T(AVG): < 1% FROM 860 - 1070nm
T(ABS): = 50% 1125nm @ 45° AOI

S1: MULTILAYER DIELECTRIC COATING
S2: SINGLE LAYER MgF2

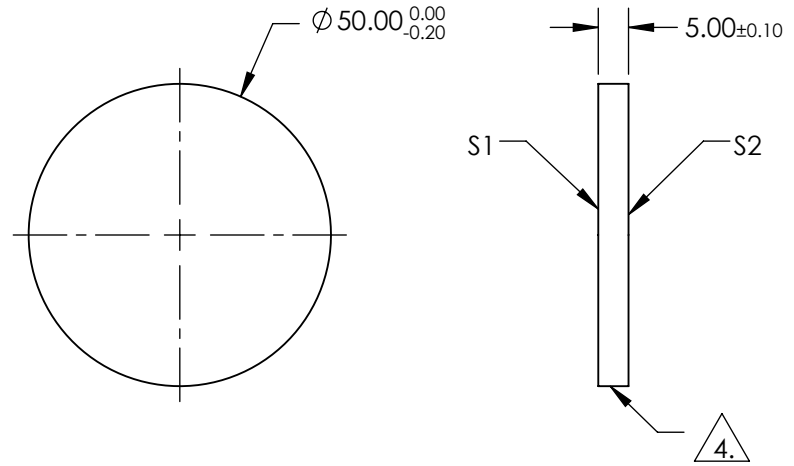
4. FINE GRIND SURFACE

5. TRANSMITTED WAVEFRONT DISTORTION RMS@ 632.8nm ≤ ¼ WAVE
6. ROHS COMPLIANT

**FOR INFORMATION ONLY:
DO NOT MANUFACTURE
PARTS TO THIS DRAWING**



LONGPASS FILTER



SPECIFICATIONS SUBJECT TO CHANGE WITHOUT NOTICE
DIMENSIONS ARE FOR REFERENCE ONLY

	S1	S2
SHAPE	PLANO	PLANO
SURFACE QUALITY	40-20	40-20
CLEAR APERTURE	80%	80%
COATING APERTURE	Ø40.00	Ø40.00
BEVEL	PROTECTIVE AS NEEDED	PROTECTIVE AS NEEDED

Edmund Optics®



ALL DIMS IN mm

TITLE	OD2, Ø50mm, 1125nm LONGPASS FILTER		
DWG NO	64696	SHEET 1 OF 1	