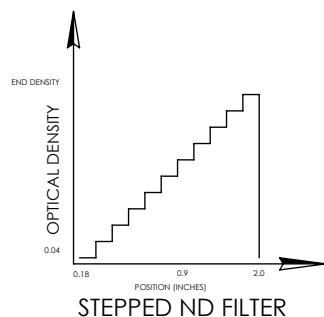
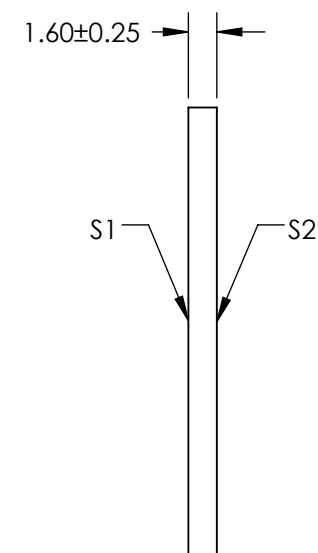
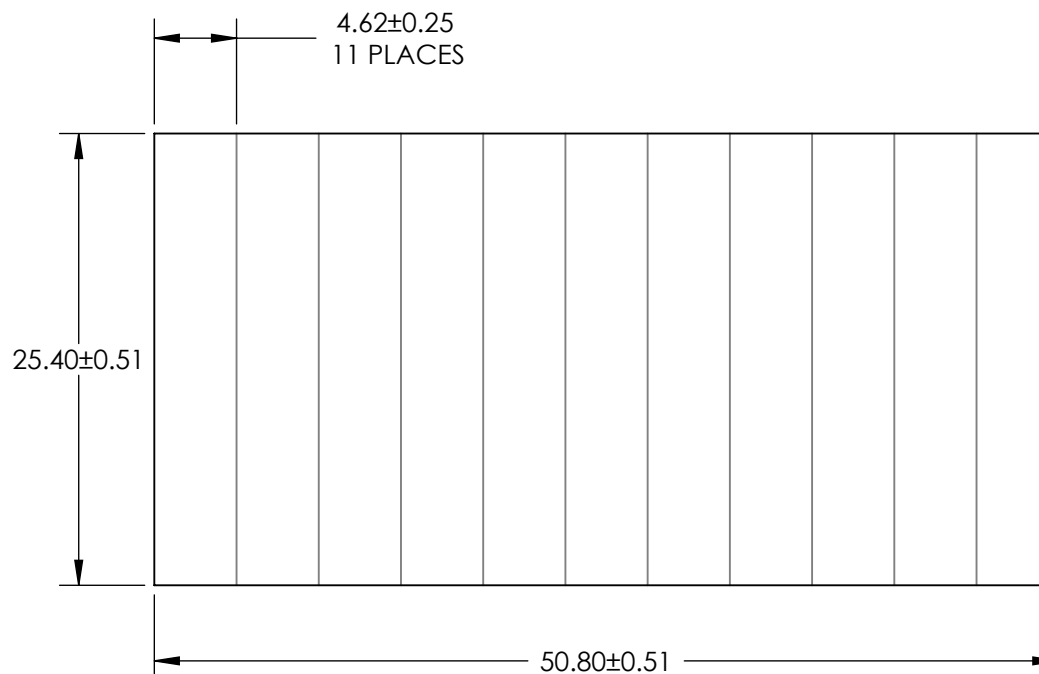
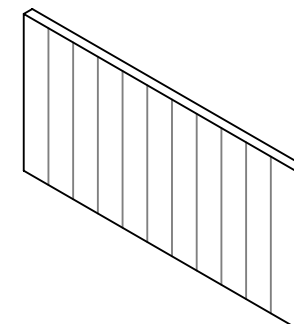


NOTES:

1. SUBSTRATE
2. SURFACE S2 TO BE PARALLEL TO SURFACE S1 WITHIN 3 ARCMIN
3. COATING(APPLY ACROSS CLEAR APERTURE)
DENSITY NEUTRALITY $\pm 5\%$ OF OPTICAL DENSITY FROM 400-700nm
4. POWER IRREGULARITY, AND SURFACE QUALITY SPECIFICATIONS
APPLY ACROSS CLEAR APERTURE

**FOR INFORMATION ONLY:
DO NOT MANUFACTURE
PARTS TO THIS DRAWING**



SPECIFICATIONS SUBJECT TO CHANGE WITHOUT NOTICE
DIMENSIONS ARE FOR REFERENCE ONLY

EO® Edmund Optics®

REV A	S1	S2
SHAPE	PLANO	PLANO
BEVEL	PROTECTED AS NEEDED	PROTECTED AS NEEDED



ALL DIMS IN

mm

TITLE

OD 0.04 - 3.0 50.8 X 25.4mm STEPPED ND FILTER

DWG NO

64384

SHEET
1 OF 1