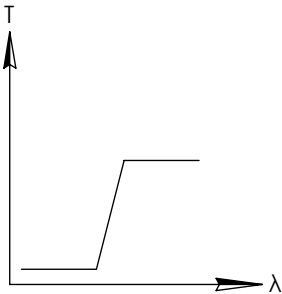
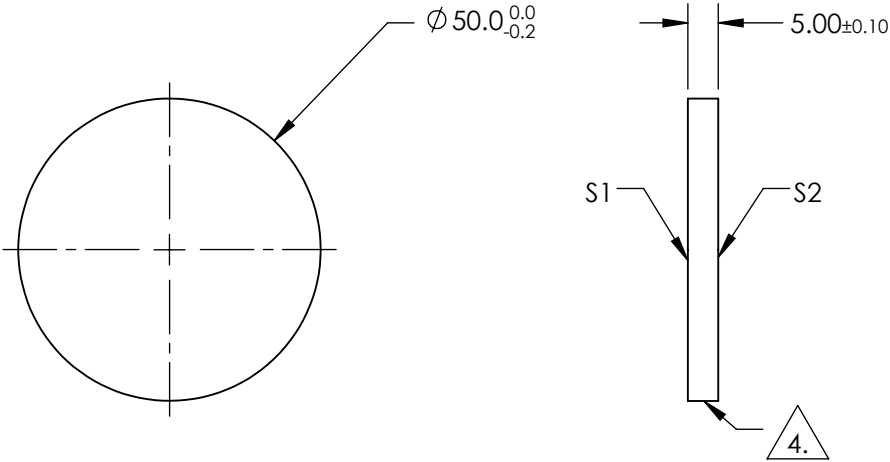



**FOR INFORMATION ONLY:  
DO NOT MANUFACTURE  
PARTS TO THIS DRAWING**

NOTES:

1. SUBSTRATE: UV FUSED SILICA
2. SURFACE S2 TO BE PARALLEL WITH SURFACE S1 TO WITHIN 5 arcsec
3. COATING (APPLY ACROSS COATING APERTURE)  
S1: HARD DIELECTRIC SPUTTERED  
T(avg): ≥91% FROM 1120 - 1650nm @ 0° AOI  
T(avg): ≤0.01% FROM 200 - 1080nm @ 0° AOI  
T(abs): =50% FOR 1100±11nm @ 0° AOI  
S2:SINGLE LAYER MgF2
4. FINE GRIND SURFACE
5. POWER, IRREGULARITY, AND SURFACE QUALITY SPECIFICATIONS  
APPLY ACROSS CLEAR APERTURE
6. TRANSMITTED WAVEFRONT DISTORTION, RMS: ≤λ/4 @ 633nm (prior to coating)
7. ROHS COMPLIANT



LONGPASS FILTER

SPECIFICATIONS SUBJECT TO CHANGE WITHOUT NOTICE  
DIMENSIONS ARE FOR REFERENCE ONLY

	S1	S2
SHAPE	PLANO	PLANO
SURFACE QUALITY	60-40	60-40
CLEAR APERTURE	>80%	>80%
BEVEL	PROTECTIVE AS NEEDED	PROTECTIVE AS NEEDED

THIRD ANGLE PROJECTION		TITLE	Ø50mm, 1100nm, HIGH PERFORMANCE LONGPASS FILTER
ALL DIMS IN	mm	DWG NO	84768
			SHEET 1 OF 1