

TECHSPEC® 0.179X, 35mm F-Mount TitanTL® Telecentric Lens



TitanTL® Telecentric Lens



Stock **#34-033** [CONTACT US](#)

- 1 + **A\$16,545⁰⁰**

ADD TO CART

Volume Pricing

Qty 1+	A\$16,545.00 each
Need More?	Request Quote

Product Downloads

General

TitanTL® Series **Product Family:**

Stock No. of Mounting Clamp:
#28-642 (Sold Separately)

Telecentric Lens **Type:**

Physical & Mechanical Properties

Variable	Iris Option:
603.80	Length (mm):
266	Maximum Diameter (mm):
10.04	Weight (kg):
50.8	Rear Filter Diameter (mm):

Optical Properties

201.6mm	Horizontal Field of View, 35mm Sensor:
43.30	Maximum Image Circle (mm):
0.0056	Numerical Aperture NA, Object Side:
7 (5)	Number of Elements (Groups):
0.179X	Primary Magnification PMAG:
0.18	Telecentric Lens Magnification:
351	Working Distance (mm):
201.6 x 134.4	FOV @ Max Sensor Format, H x V (mm):
f/16	Aperture (f/#):
N4 MgF ₂	Coating:
±25.0mm (20% @ 20 lp/mm, f/16)	Depth of Field (mm):
0.179X	Magnification:
<0.2	Typical Distortion @ 520nm (%):
<0.1	Typical Telecentricity @ 520nm (°):
VS	Lens Wavelength Range:

Sensor

35mm (43.3mm Image Circle)	Maximum Sensor Format:
2.74	Pixel Size (µm):

Threading & Mounting

N/A	Filter Thread:
F-Mount	Mount:

Regulatory Compliance

View	Certificate of Conformance:
----------------------	------------------------------------

Product Details

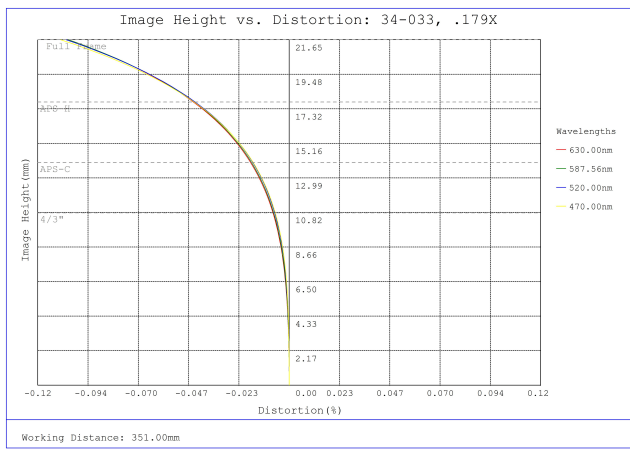
- Large Field of View Telecentric Lens
- Up to 31.4 MegaPixels, 3.45µm Pixel Size Sensors
- Full Frame (35mm), C-Mount, T-Mount, M58-Mount, F-Mount Telecentric Lens
- Magnification from 0.037X to 0.377X

TECHSPEC® TitanTL® Telecentric Lenses are designed for machine vision systems and metrology applications that require a large field of view. These lenses feature large maximum sensor formats, a variety of working distance and magnification options, and a rear filter holder on the back of the lenses to allow for easy filter integration. On our 118mm, 182mm and 242mm FOV versions, the integrated mounting flange allows for ease of securing each lens without requiring an additional mount and provides an easy to locate reference plane. TECHSPEC® TitanTL® Telecentric Lenses contain shims that provide adjustment for variation in camera sensor location, an adjustable iris and a 3 set screw lens mount for simple rotational alignment to the camera. Typical applications include automotive and electronic inspection, measurement and gauging applications.

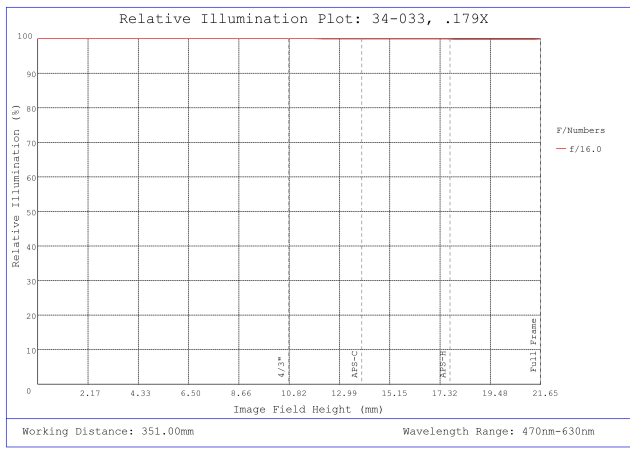
These lenses won the [Silver Level 2017 Innovators Award](#).

Note: Detailed inspection reports included with each lens.

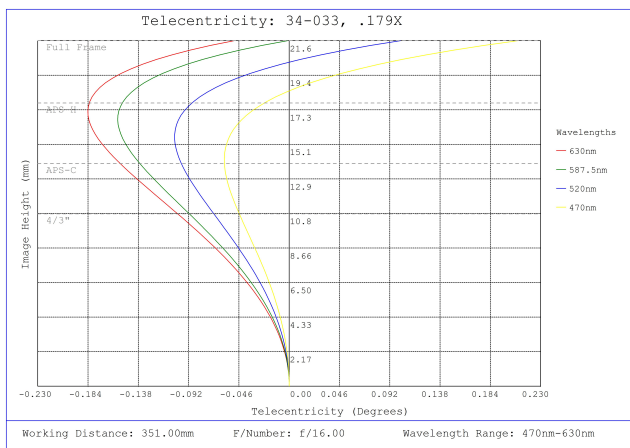
Technical Information



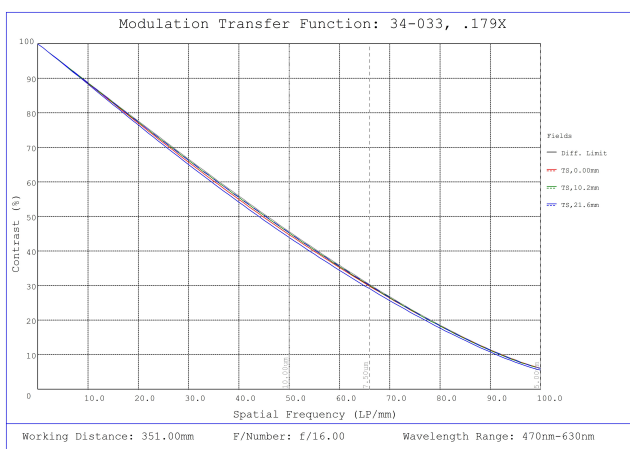
#34-033, 0.179X, 35mm F-Mount TitanTL® Telecentric Lens, Distortion Plot



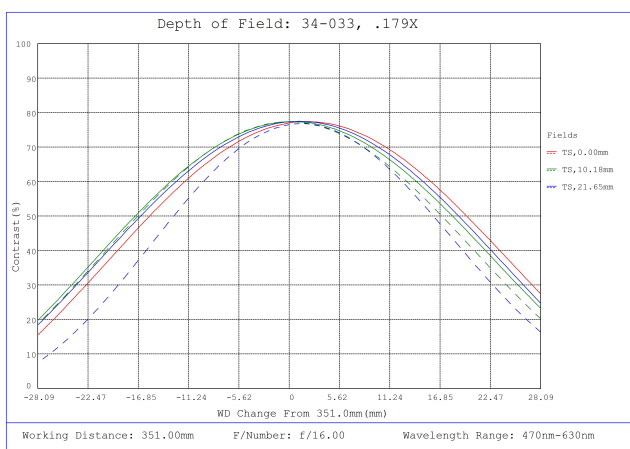
#34-033, 0.179X, 35mm F-Mount TitanTL® Telecentric Lens, Relative Illumination Plot



#34-033, 0.179X, 35mm F-Mount TitanTL® Telecentric Lens, Telecentricity Plot



#34-033, 0.179X, 35mm F-Mount TitanTL® Telecentric Lens, Modulated Transfer Function (MTF) Plot, 351mm Working Distance, f16



#34-033, 0.179X, 35mm F-Mount TitanTL® Telecentric Lens, Depth of Field Plot, 351mm Working Distance, f16