

**TECHSPEC® 0.18X, 1/2" GoldTL™ Telecentric Lens**



#58-258 (0.18X)

Stock **#58-258 20+ In Stock**

⊖ 1 ⊕ **A\$3,343<sup>00</sup>**

**ADD TO CART**

Volume Pricing	
Qty 1+	<b>A\$3,343.00</b> each
Need More?	<a href="#">Request Quote</a>

Product Downloads

**General**

GoldTL™ Series **Product Family:**

**Stock No. of Mounting Clamp:**  
#56-026 Sold Separately

Telecentric Lens **Type:**

Focusable Telecentric **Special Type of Lens:**

**Physical & Mechanical Properties**

Variable	<b>Iris Option:</b>
196.30	<b>Length (mm):</b>
196.30	<b>Length excluding Threads (mm):</b>
79.00	<b>Maximum Diameter (mm):</b>
1.45	<b>Weight (kg):</b>

## Optical Properties

35.6mm	<b>Horizontal Field of View, 1/2" Sensor:</b>
8.00	<b>Maximum Image Circle (mm):</b>
0.015	<b>Numerical Aperture NA, Object Side:</b>
>60% @ 40 lp/mm	<b>Resolution, Image Space MTF @ f/10:</b>
10 (7)	<b>Number of Elements (Groups):</b>
<0.040	<b>Typical Telecentricity @ 588nm (°):</b>
0.045	<b>Typical Distortion @ 588nm (%):</b>
0.18X	<b>Primary Magnification PMAG:</b>
0.18	<b>Telecentric Lens Magnification:</b>
161 - 186	<b>Working Distance (mm):</b>
35.6 x 26.7	<b>FOV @ Max Sensor Format, H x V (mm):</b>
f/6 - f/18	<b>Aperture (f/#):</b>
M4 MgF <sub>2</sub>	<b>Coating:</b>
±15.5 at f/10 (20% @ 20 lp/mm)	<b>Depth of Field (mm):</b>
0.18X	<b>Magnification:</b>
VIS	<b>Lens Wavelength Range:</b>

## Sensor

1/2"	<b>Maximum Sensor Format:</b>
2.74	<b>Pixel Size (µm):</b>

## Threading & Mounting

M72 x 0.75 (Female)	<b>Filter Thread:</b>
C-Mount	<b>Mount:</b>

## Regulatory Compliance

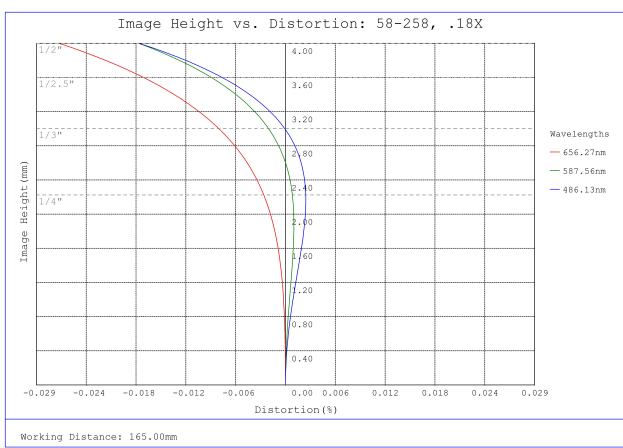
<a href="#">View</a>	<b>Certificate of Conformance:</b>
----------------------	------------------------------------

## Product Details

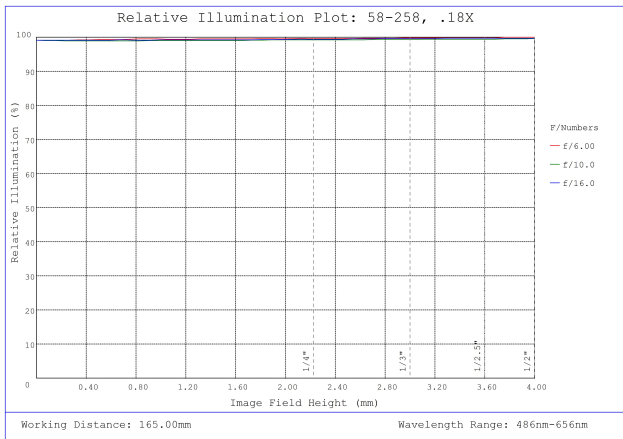
- High Resolution Telecentric Lens for Measurement and Gauging
- Up to 5 MegaPixels, 3.45µm Pixel Size Sensors
- Up to 2/3", C-Mount Telecentric Lens
- Magnification from 0.06X to 1X

TECHSPEC® GoldTL™ Telecentric Lenses were designed specifically for machine vision and metrology applications. The unique focusable design allows for working distance adjustment, while still providing <0.2° telecentricity. These lenses also feature high resolutions, low distortions, and are available for 1/2" or 2/3" sensors. TECHSPEC® GoldTL™ Telecentric Lenses have a front filter thread for easy integration of [color filters](#), [polarizers](#) or other mounted components. Both the iris and focusing adjustment positions can be fixed by set screws to remain secure in high vibration environments.

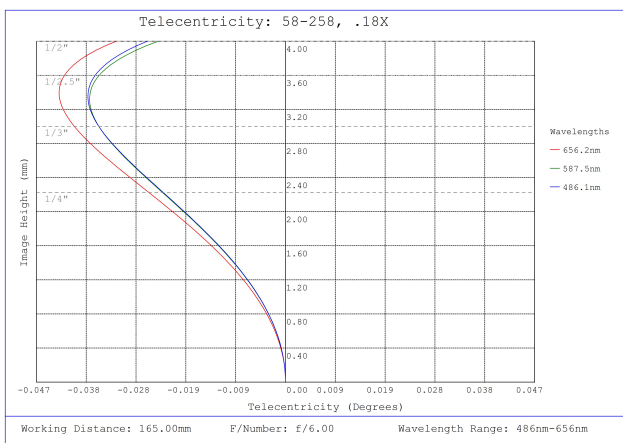
## Technical Information



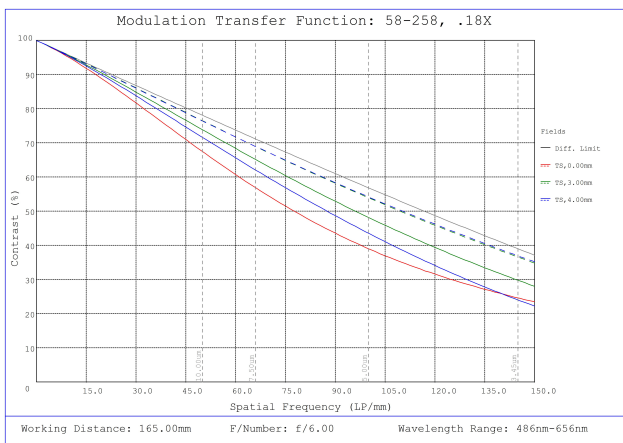
#58-258, 0.18X 1/2" GoldTL™ Telecentric Lens, Distortion Plot



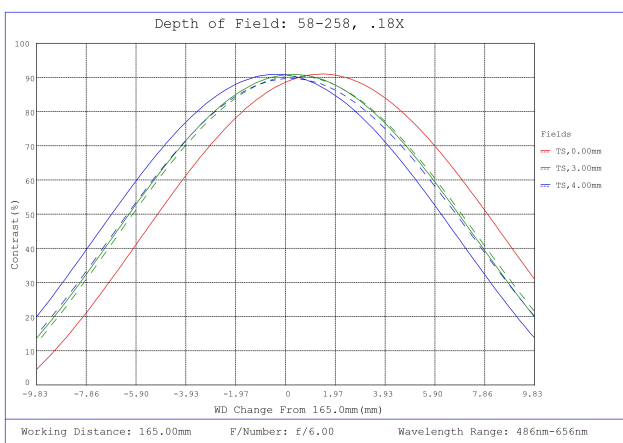
#58-258, 0.18X 1/2" GoldTL™ Telecentric Lens, Relative Illumination Plot



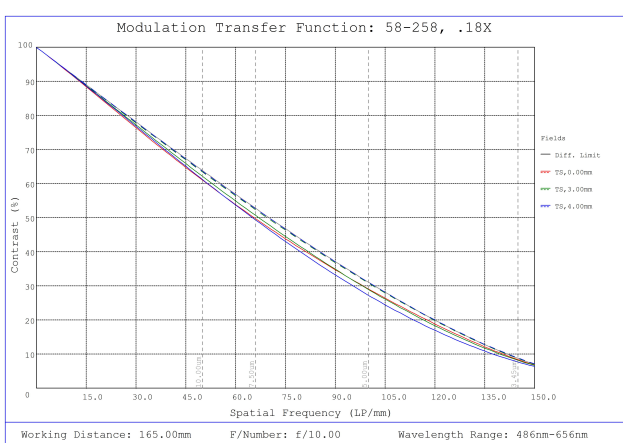
#58-258, 0.18X 1/2" GoldTL™ Telecentric Lens, Telecentricity Plot

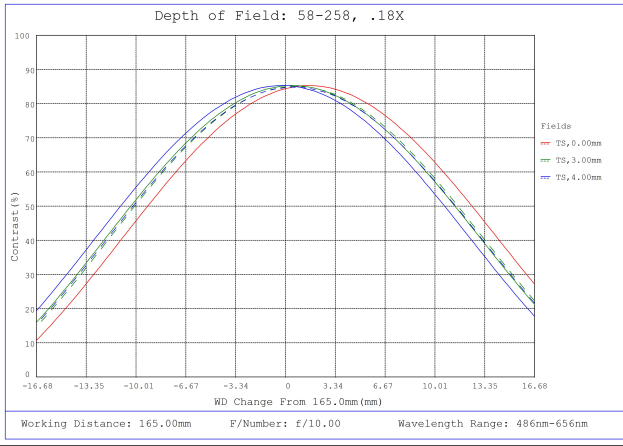


#58-258, 0.18X 1/2" GoldTL™ Telecentric Lens, Modulated Transfer Function (MTF) Plot, 165mm Working Distance, f6



#58-258, 0.18X 1/2" GoldTL™ Telecentric Lens, Depth of Field Plot, 165mm Working Distance, f6





#58-258, 0.18X 1/2" GoldTL™ Telecentric Lens, Depth of Field Plot, 165mm Working Distance, f10

Stock No.	A	B	C	D	E	F	G
#56-024	88mm	16mm	34mm	94mm	120mm	101.6mm	50mm
#56-025	85mm	17.5mm	32.5mm	91mm	120mm	101.6mm	48.5mm
#56-026	103mm	—	39.5mm	107mm	103mm	90mm	55.5mm
#56-027	134mm	—	55mm	148mm	134mm	122mm	81mm

