

1000nm CWL, 10nm FWHM, 25mm Mounted Diameter



Stock **#65-782** 5 In Stock

-

1

+

A\$312^{.00}

ADD TO CART

Volume Pricing	
Qty 1-9	A\$312.00 each
Qty 10-25	A\$278.40 each
Qty 26-49	A\$264.00 each
Need More?	Request Quote

Product Downloads

SPECIFICATIONS

General

Bandpass Filter

Type:

Clinical Chemistry

Typical Applications:

Physical & Mechanical Properties	
25.00 +0.0/-0.2	Diameter (mm):
21.0	Clear Aperture CA (mm):
±0.1	Thickness Tolerance (mm):
Mounted in Black Anodized Ring	Construction:
Optical Properties	
0	Angle of Incidence (°):
≥4.0	Optical Density OD (Average):
1,000.00 ±2	Center Wavelength CWL (nm):
±2	Center Wavelength CWL Tolerance (nm):
10.00 ±2	Full Width-Half Max FWHM (nm):
±2	Full Width-Half Max FWHM Tolerance (nm):
>70	Minimum Transmission (%):
Traditional Coated	Coating:
80-50	Surface Quality:
200 - 1200	Blocking Wavelength Range (nm):
Threading & Mounting	
7.5 ±0.1	Mount Thickness (mm):
Environmental & Durability Factors	
-50 to +75	Operating Temperature (°C):
Regulatory Compliance	
Compliant	RoHS 2015:
View	Certificate of Conformance:
Compliant	Reach 242:

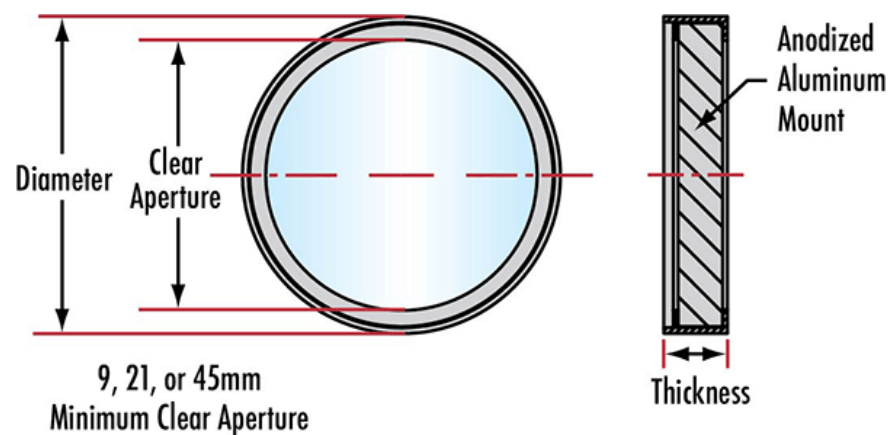
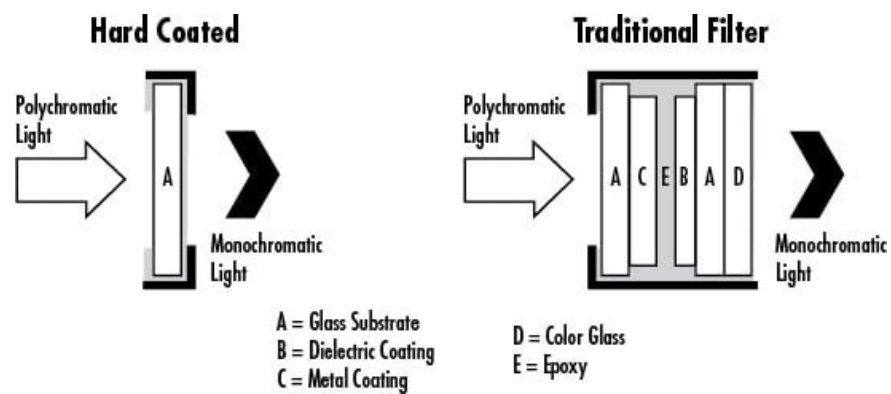
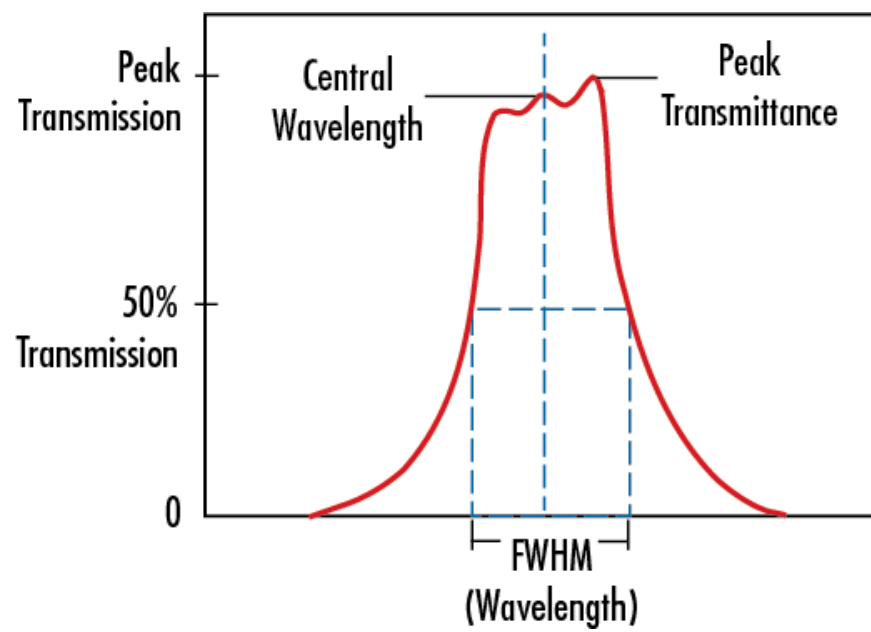
PRODUCT DETAILS

- Available in UV, Visible, and IR Center Wavelengths
 - 10 – 80nm Bandwidths Available
 - Ideal for Biomedical Applications and Instrumentation Integration
 - [193-399nm](#), [400-699nm](#), and 700-1650nm CWL Options Available
- Traditional Coated 700 – 1650nm Bandpass Interference Filters are used to selectively transmit a narrow range of wavelengths while blocking all others. These filters are ideal for a range of biomedical and quantitative chemical applications. Bandpass interference filters are widely used in instrumentation for a variety of applications, including clinical chemistry, environmental testing, colorimetry, elemental and laser line separation, flame photometry, fluorescence, and immunoassays. In addition, Traditional Coated 700 – 1650nm Bandpass Interference Filters are used to select discrete spectral lines from arc or gas discharge lamps and to isolate a particular line from Ar, Kr, Nd:YAG, and other lasers. Traditional Coated 700 – 1650nm Bandpass Interference Filters are often used in conjunction with [laser diode modules](#) and [LEDs](#).

Traditional Coated Filters

Traditional coated filters are fabricated in three sections, one of which determines the center wavelength (CWL), bandwidth (FWHM), and the shape of the transmittance curve while the other two control the blocking range of the filter. The bandpass section of Traditional Coated Bandpass Interference Filters is made by repetitive vacuum deposition of thin layers of partially reflecting dielectric compounds on a glass substrate. Rejection of wavelengths resulting from destructive interference is limited to within 15% of the central wavelength, therefore, additional glass or metallic blockers must be added to reduce out-of-band transmittance. Metallic blockers, such as layers of silver, reflect and absorb radiation outside of the filter passband and negate higher order passbands from X-ray to the long-wave infrared (LWR). The blocking capabilities of metallic blockers are augmented by the addition of color transmitting glass and custom dyes that absorb UV or long wavelength radiation. After thin film deposition is complete, the three sections are scribed, laminated, cut, and mounted.

TECHNICAL INFORMATION



CUSTOM

Edmund Optics offers comprehensive custom manufacturing services for optical and imaging components tailored to your specific application requirements. Whether in the prototyping phase or preparing for full-scale production, we provide flexible solutions to meet your needs. Our experienced engineers are here to assist—from concept to completion.

Our capabilities include:

- Custom dimensions, materials, coatings, and more
- High-precision surface quality and flatness
- Tight tolerances and complex geometries
- Scalable production—from prototype to volume

Learn more about our [custom manufacturing capabilities](#) or submit an inquiry [here](#).

COMPATIBLE MOUNTS