

[See all 65 Products in Family](#)

## 15.0mm Length M6, M4 Thread Adapter



M6, M4 Thread Adapter

Stock **#16-328** **5 In Stock**

1  **A\$36<sup>00</sup>**

**ADD TO CART**

Volume Pricing	
Qty 1-4	<b>A\$36.00</b> each
Qty 5-9	<b>A\$32.80</b> each
Qty 10+	<b>A\$32.16</b> each
Need More?	<a href="#">Request Quote</a>

### Product Downloads

#### General

Metric **Type:**

5 pcs in a pack **Note:**

Thread Adapter **Function:**

#### Physical & Mechanical Properties

Stainless Steel      **Construction:**

15.00      **Length (mm):**

### Threading & Mounting

**Mounting Threads:**  
M4x0.7, M6x1.0

### Regulatory Compliance

**RoHS 2015:**  
[Compliant](#)

**Certificate of Conformance:**  
[View](#)

**Reach 247:**  
[Compliant](#)






## Product Details

- 1" Diameter Posts with Metric and English Mounting Hole Options
- Stainless Steel Construction for High Stability
- 0.5"- 4.0" Heights Available
- Refer to the Technical Information Tab to Find the Right Adapter for your Optical Mount and Application

Pedestal Posts and Accessories offer a stable way to mount optical components to a lab table with a consistent mounting height, providing predictable and repeatable mounting of components within an optical system. A variety of pedestal extenders and shim plates are available to ensure that the optical axis height is consistent for all mounted components. Pedestal Posts feature M4 x 0.7 or 8-32 tapped holes on the top surface, compatible with [TECHSPEC® Kinematic Mounts](#), [E-Series Kinematic Mounts](#), [Compact Mirror Mounts](#), and many other [optical mounts](#). M6 x 1.0 or 1/4"-20 tapped holes on the bottom surface make these Pedestal Posts directly mountable to Edmund Optics [stages](#) and [breadboards](#). For more compact table mounting, use the [Compact Mounting Clamps](#) (#16-335).

**Note:** Optical Mount Adapters are available to ensure consistent optical axis height and mounting hole compatibility with Edmund Optics' Optical Mounts. Refer to the Technical Information tab to find the right adapter for your application.

## Technical Information

PEDESTAL POSTS AND ACCESSORIES					
Compatible Optic Mount	Optical Size	Mount Stock Number	Extension Length (mm)	Extender Stock Number for English Pedestals	Extender Stock Number for Metric Pedestals
 <p><b>Optic Component Mount</b></p>	50mm Dia.	<a href="#">#64-567</a>	16.8	<a href="#">#16-321</a>	<a href="#">#16-315</a>
	2"/50.8mm Dia.	<a href="#">#64-569</a>	16.8	<a href="#">#16-324</a>	<a href="#">#16-587</a>
 <p><b>Bar-Type Lens / Filter Holder</b></p>	1"/25.4mm Dia	<a href="#">#03-676</a>	18	<a href="#">#16-325</a>	<a href="#">#16-588</a>
	2 axis: 2"/50.8mm Dia.	<a href="#">#62-957</a>	8	<a href="#">#16-317</a>	<a href="#">#16-311</a>
	3 axis: 1"/25.4mm Dia.	<a href="#">#62-959</a>	18	<a href="#">#16-222</a>	<a href="#">#16-316</a>
	5 axis: 1"/25.4mm Dia.	<a href="#">#13-776</a>	18	<a href="#">#16-222</a>	<a href="#">#16-316</a>
	2"/50.8mm Dia.	<a href="#">#03-669</a>	11	<a href="#">#16-323</a>	<a href="#">#16-586</a>
	2"/50.8mm Dia.	<a href="#">#55-530</a>	16	<a href="#">#16-320</a>	<a href="#">#16-314</a>
 <p><b>Multi-Axis Adjustable Optic Mounts</b></p>	2 axis: 1"/25.4mm Dia.	<a href="#">#62-956</a>	20.8	<a href="#">#16-460</a>	<a href="#">#16-459</a>
 <p><b>Rectangular Bar Clamp</b></p>	2"/50.8mm Sq.	<a href="#">#54-995</a>	11	<a href="#">#16-318</a>	<a href="#">#16-312</a>
	2"/50.8mm Sq.	<a href="#">#54-997</a>	14	<a href="#">#16-319</a>	<a href="#">#16-313</a>

Filter Mount					
 <p>Multiple Filter Holder</p>	30mm Dia.	#55-006	16	#16-320	#16-314
 <p>Spring Mount Filter Holder</p>	2"/50.8mm Sq.	#55-531	16	#16-320	#16-314
 <p>Prism Mounts</p>	25mm Cube	#55-013	18	#16-322	#16-316
	50mm Cube	#53-027	18	#16-325	#16-588
 <p>Polarizer</p>	1"/25.4mm Dia.	#55-011	18	#16-322	#16-316
	2"/50.8mm Dia.	#56-329	8	#16-317	#16-311
 <p>Top Adjustment Kinematic Mount</p>	1"/25.4mm Dia.	#55-456	14	#16-319	#16-313
 <p>Gimbal Mount</p>	2"/50.8mm Dia.	#55-000	11	#16-318	#16-312