

TECHSPEC® 1X, 300mm WD CompactTL™ Telecentric Lens



300mm WD, 1X, In-Line Version (Left) and MS Version (Right)



Stock #33-100 **13 In Stock**

⊖ 1 ⊕ A\$562⁰⁰

ADD TO CART

Volume Pricing

Qty 1+	A\$562.00 each
Need More?	Request Quote

Product Downloads

General

CompactTL™ Series **Product Family:**
Edmund Optics® **Manufacturer:**

Telecentric Lens **Type:**

Physical & Mechanical Properties

Fixed	Iris Option:
174.50	Length (mm):
174.50	Length excluding Threads (mm):
36.00	Maximum Diameter (mm):
140	Weight (g):

Optical Properties

8.8mm	Horizontal Field of View, 2/3" Sensor:
6.4mm	Horizontal Field of View, 1/2" Sensor:
4.8mm	Horizontal Field of View, 1/3" Sensor:
11.00	Maximum Image Circle (mm):
0.035	Numerical Aperture NA, Object Side:
±2	Working Distance Tolerance (mm):
5 (4)	Number of Elements (Groups):
0.052	Typical Telecentricity @ 588nm (°):
0.0114	Typical Distortion @ 588nm (%):
1X	Primary Magnification PMAG:
1.00	Telecentric Lens Magnification:
300	Working Distance (mm):
8.8 x 6.6	FOV @ Max Sensor Format, H x V (mm):
f/14.3	Aperture (f/#):
M4 MgF ₂	Coating:
±0.73mm (20% @ 20 lp/mm)	Depth of Field (mm):
1X	Magnification:
VIS	Lens Wavelength Range:

Sensor

2/3"	Maximum Sensor Format:
4.50	Pixel Size (µm):

Threading & Mounting

M34.0 x 0.50 (Female)	Filter Thread:
C-Mount	Mount:

Regulatory Compliance

Compliant	RoHS 2015:
View	Certificate of Conformance:
Compliant	REACH 241:

Product Details

- 2/3", C-Mount Telecentric Lens

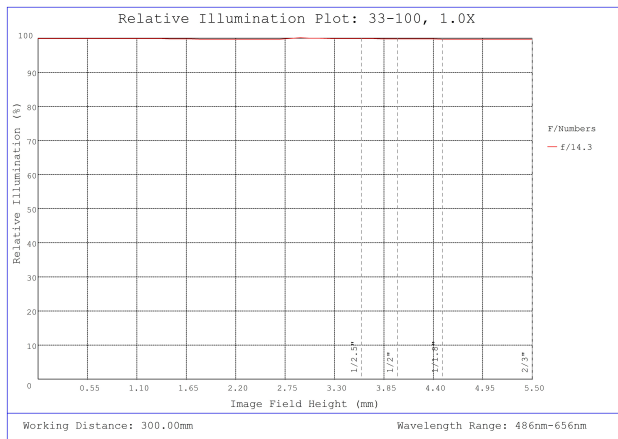
- Up to 2.3 MegaPixels, 4.5µm Pixel Size Sensors
- Small Telecentric Lens with Coaxial Illumination Options

TECHSPEC® CompactTL™ Telecentric Lenses are designed for applications with tight space constraints due to their ultra-compact design. These lenses feature a 2/3" sensor format and a variety of different working distance and magnification options. From single unit to high volume implementation, these lenses provide a great price to performance ratio. TECHSPEC® CompactTL™ Telecentric Lenses are perfect for integration into gauging systems due to their excellent telecentricity and low distortion. The fixed iris and lockable focus make these lenses ideal for implementation into factory floors and assembly lines, as they will remain fixed over time.

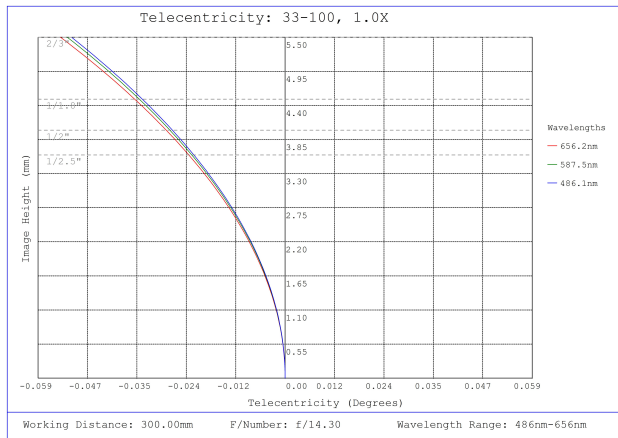
Technical Information



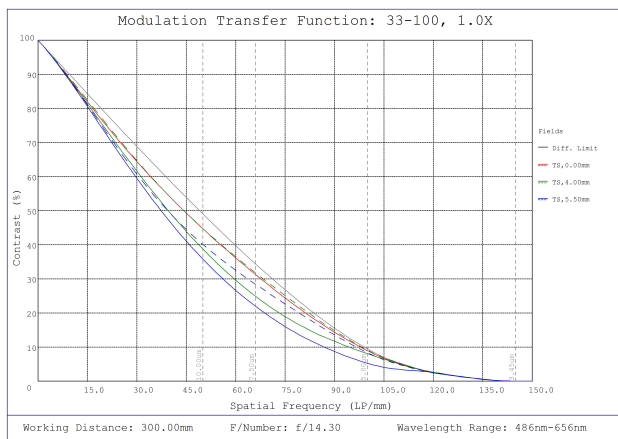
#33-100, 1X, 300mm WD CompactTL™ Telecentric Lens, Distortion Plot



#33-100, 1X, 300mm WD CompactTL™ Telecentric Lens, Relative Illumination Plot



#33-100, 1X, 300mm WD CompactTL™ Telecentric Lens, Telecentricity Plot



#33-100, 1X, 300mm WD CompactTL™ Telecentric Lens, Modulated Transfer Function (MTF) Plot, 300mm Working Distance, f14.3



#33-100, 1X, 300mm WD CompactTL™ Telecentric Lens, Depth of Field Plot, 300mm Working Distance, f14.3

