

**TECHSPEC® 20mm, VIS 0° Coated, Rhomboid Prism**



Stock #47-808 **20+ In Stock**

- 1 + A\$348.<sup>00</sup>

**ADD TO CART**

Volume Pricing	
Qty 1-5	A\$348.80 each
Qty 6-25	A\$278.40 each
Qty 26-49	A\$262.40 each
Need More?	<a href="#">Request Quote</a>

Product Downloads

**General**

Rhomboid Prism **Type:**

**Physical & Mechanical Properties**

20.00 **Length (mm):**

±0.1 **Dimensional Tolerance (mm):**

## Optical Properties

±5 **Angle Tolerance (arcsec):**

±30 **Beam Deviation (arcsec):**

MS 0° (425-675nm) **Coating:**

**N-BK7** **Substrate:**

40-20 **Surface Quality:**

Beam Deviation **Image Orientation:**

$R_{avg} \leq 0.4\%$  @ 425 - 675nm **Coating Specification:**

0 **Ray Deviation (°):**

425 - 675 **Wavelength Range (nm):**

Entrance/Exit Surfaces: 5 J/cm<sup>2</sup> @ 532nm, 10ns **Damage Threshold, Reference:**

1.25 **Power (fringes) @ 632.8nm:**

0.25 **Irregularity (fringes) @ 632.8nm:**

## Regulatory Compliance

**Certificate of Conformance:**

[View](#)

## Need different specs or modifications?

Edmund Optics offers comprehensive custom manufacturing services for optical and imaging components tailored to your specific application requirements. Whether in the prototyping phase or preparing for full-scale production, we provide flexible solutions to meet your needs. Our experienced engineers are here to assist—from concept to completion.

Our capabilities include:

- Custom dimensions, materials, coatings, and more
- High-precision surface quality and flatness
- Tight tolerances and complex geometries
- Scalable production—from prototype to volume

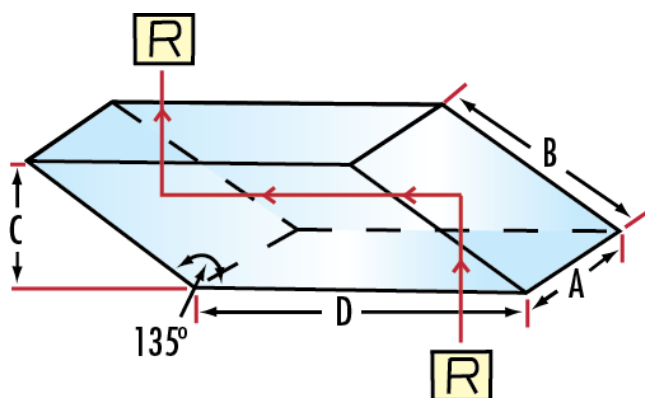
Learn more about our [custom manufacturing capabilities](#) or submit an inquiry [here](#).

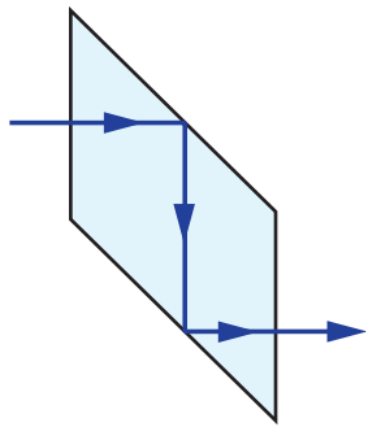
## Product Details

- Lateral Displacement of Beam
- Displaces Optical Axis Without Inverting Image
- Input and Output Beams Parallel to ±30 Arcseconds
- Beam Displacing [Dove Prisms](#) Also Available

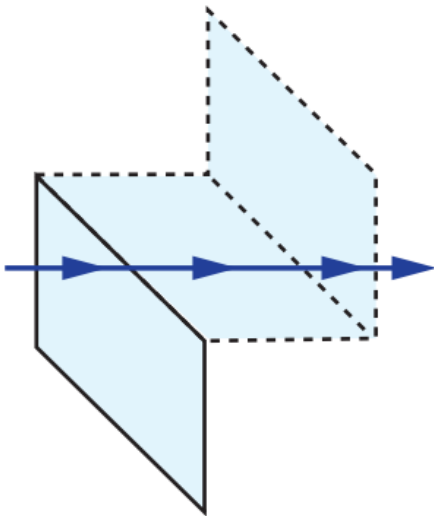
TECHSPEC® Rhomboid prisms are commonly used to displace a laser beam without changing its direction. In imaging applications, rhomboid prisms will displace the optical axis without inverting the image. The lateral displacement is equal to the length of the prism (specified by dimension D). TECHSPEC® Rhomboid Prisms feature high tolerance angles that keep the output beam parallel to the input beam to within 30 arcseconds. They are ideal for demanding displacement applications.

## Technical Information





Rhomboid Prism Ray Path



Rhomboid Prism Tunnel Diagram

Stock No.	A	B	C	D
#47-625	5mm	5mm	3.5mm	7.1mm
#47-806				
#47-213	10mm	10mm	7.1mm	14.1mm
#47-807				
#49-418	12.5mm	12.5mm	8.8mm	17.5mm
#49-421				
#49-419	15mm	15mm	10.5mm	21.2mm
#49-422				
#47-214	20mm	20mm	14.2mm	28.3mm
#47-808				
#47-626	25mm	25mm	17.7mm	35.4mm
#47-809				
#49-420	50mm	50mm	35.4mm	70.7mm
#49-423				

## Coating Curves