

TECHSPEC® 242mm Telecentric Backlight Illuminator



TECHSPEC® Telecentric Backlight Illuminators

Stock **#12-229** **2 In Stock**

⊖ 1 ⊕ **A\$8,240⁰⁰**

ADD TO CART

Volume Pricing	
Qty 1-5	A\$8,240.00 each
Qty 6+	A\$7,416.00 each
Need More?	Request Quote

Product Downloads

General

Specialty **Type of Illumination:**

Aperture is not adjustable **Note:**

Edmund Optics® **Manufacturer:**

Backlight **Geometry:**

Stock No. of Mounting Clamp:

#28-642 (Sold Separately)

Physical & Mechanical Properties

271.00 Diameter (mm):

678.00 Length (mm):

8 Light Mount Inner Diameter (mm):

Optical Properties

242 Beam Diameter (mm):

Threading & Mounting

298.5 Mounting Flange Diameter (mm):

Regulatory Compliance

[View](#) Certificate of Conformance:

Product Details

- Optically Collimated Light for Increased Edge Contrast
- Superior Collimation Ideal for use with Telecentric Lenses
- Easily Compatible with 8mm Coaxial LEDs or 1/4" (0.312") Fiber Light Guides

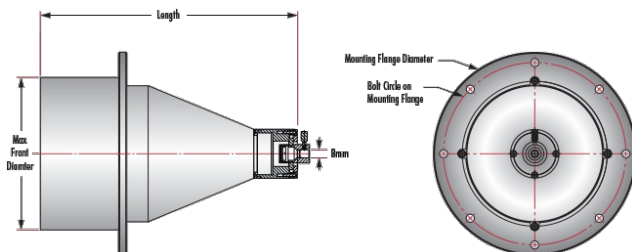
TECHSPEC® Telecentric Backlight Illuminators use the optical design principal of telecentricity to illuminate objects with truly collimated light and produce high contrast, silhouetted images. Standard backlights are diffuse to avoid hot spots, but these diffuse reflections can also reduce edge contrast. TECHSPEC® Telecentric Backlight Illuminators have collimated light rays (not diffuse) to increase edge contrast, thereby increasing measurement accuracy. Used in combination with a telecentric imaging lens, these illuminators are ideal for machine vision applications that require accurate measurements and are compatible with 8mm coaxial LEDs or 1/4" (0.312") fiber optic light guides.

Note: Additional light source and light source power supply required for operation.

Technical Information

- [Why Use Telecentric Illumination?](#)
- [Importance of Numerical Aperture \(NA\) Matching](#)

Technical Information



WHY USE TELECENTRIC ILLUMINATION?

- Increased edge contrast compared to conventional backlight illumination
- Ideal for precise measurement applications
- Superior detection of small defects, measurement accuracy, and repeatability
- Increased distance between illumination source and object







Figure 1: Comparison of the edge contrast achieved using telecentric illumination (left) and conventional backlighting (right). The collimated light rays from the telecentric illuminator lead to a high contrast silhouette while diffuse reflections from the standard backlight lead to blurred edges.

