

TECHSPEC[®] 25.4 x 25.4mm x -50mm FL, NIR I Laser Grade PCV Cylinder Lens



TECHSPEC Beam Shaping Fused Silica Cylinder Lenses

Stock **#36-123** **2 In Stock**

-

1

+

A\$317^{.00}

ADD TO CART

| Volume Pricing | |
|----------------|-------------------------------|
| Qty 1-5 | A\$317.00 each |
| Qty 6-25 | A\$287.00 each |
| Qty 26-49 | A\$273.00 each |
| Need More? | Request Quote |


Product Downloads

SPECIFICATIONS

General

Type:
Cylinder Lens, Plano-Concave

Physical & Mechanical Properties

| | |
|---------------------------------------|--|
| Protective as needed | Bevel: |
| 3.00 | Center Thickness CT (mm): |
| | |
| ±0.1 | Center Thickness Tolerance (mm): |
| | |
| 22.86 x 22.86 | Clear Aperture CA (mm): |
| | |
| +0.0/-0.025 | Dimensional Tolerance (mm): |
| | |
| 25.4 x 25.4 | Dimensions (mm): |
| | |
| 6.64 | Edge Thickness ET (mm): |
| | |
| <3 | Axial Twist (arcmin): |
| | |
| Optical Properties | |
| | |
| -50.00 | Effective Focal Length EFL (mm): |
| | |
| Fused Silica (Corning 7980) | Substrate:  |
| | |
| 2.00 | f#: |
| | |
| 0.25 | Numerical Aperture NA: |
| | |
| NIR I (600-1050nm) | Coating: |
| | |
| 600 - 1050 | Wavelength Range (nm): |
| | |
| -52.06 | Back Focal Length BFL (mm): |
| | |
| R _{avg} ≤0.5% @ 600 - 1050nm | Coating Specification: |
| | |
| 22.93 | Radius R ₁ (mm): |
| | |
| 20-10 | Surface Quality: |
| | |
| 1.5λ | Power (P-V) @ 632.8nm: |
| | |
| λ/4 | Irregularity (P-V) @ 632.8nm: |
| | |
| <3 | Plano Axis Wedge (arcmin): |
| | |
| <4.5 | Power Axis Wedge (arcmin): |
| | |
| Regulatory Compliance | |
| | |
| Compliant | RoHS 2015: |
| | |
| View | Certificate of Conformance: |
| | |
| Compliant | Reach 235: |
| | |

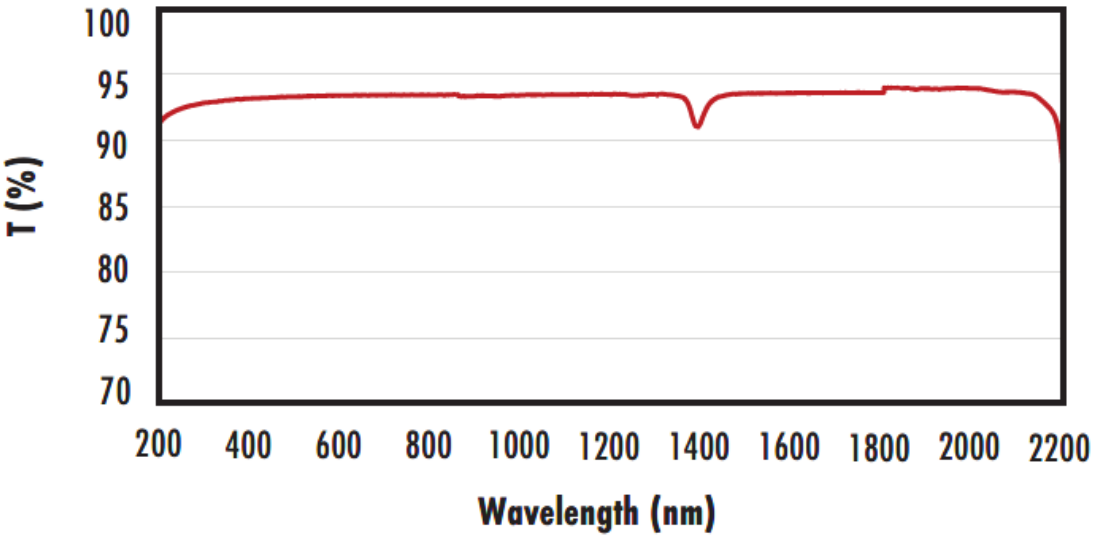
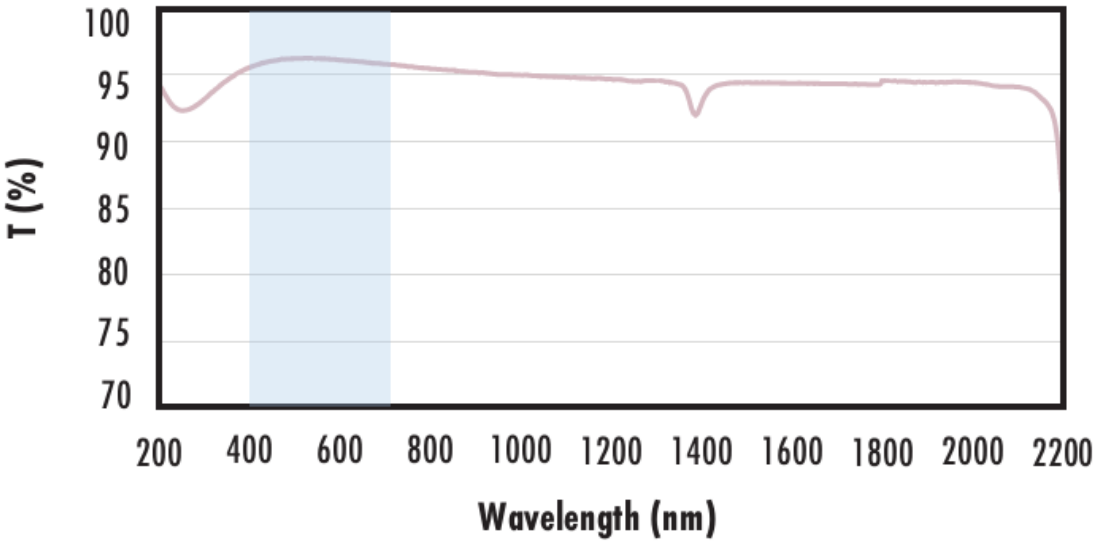
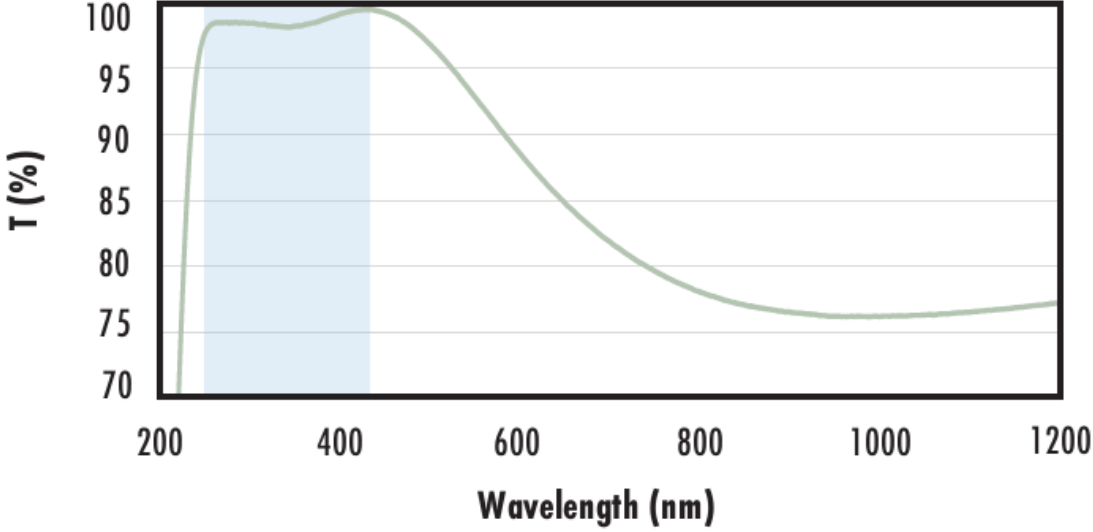
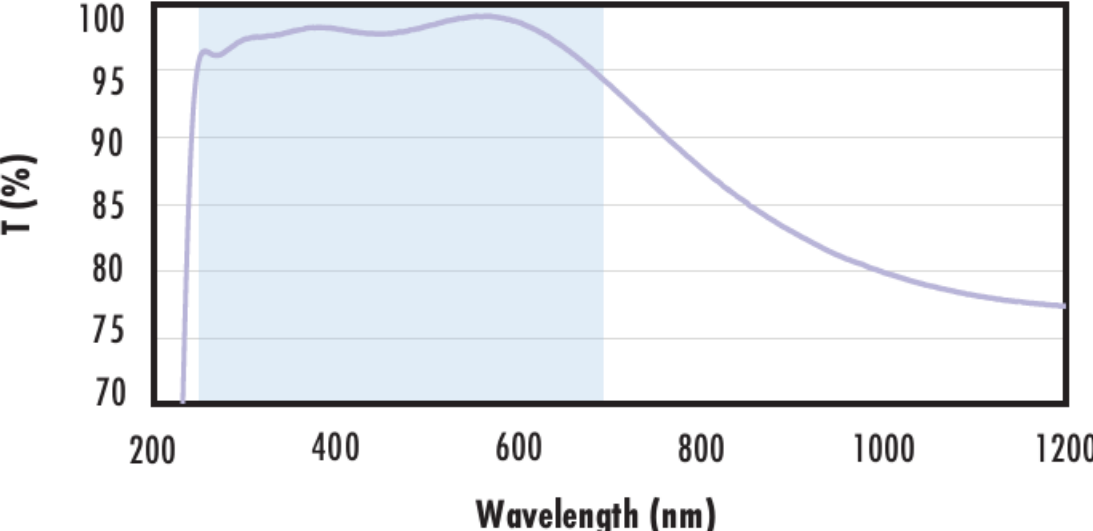

PRODUCT DETAILS

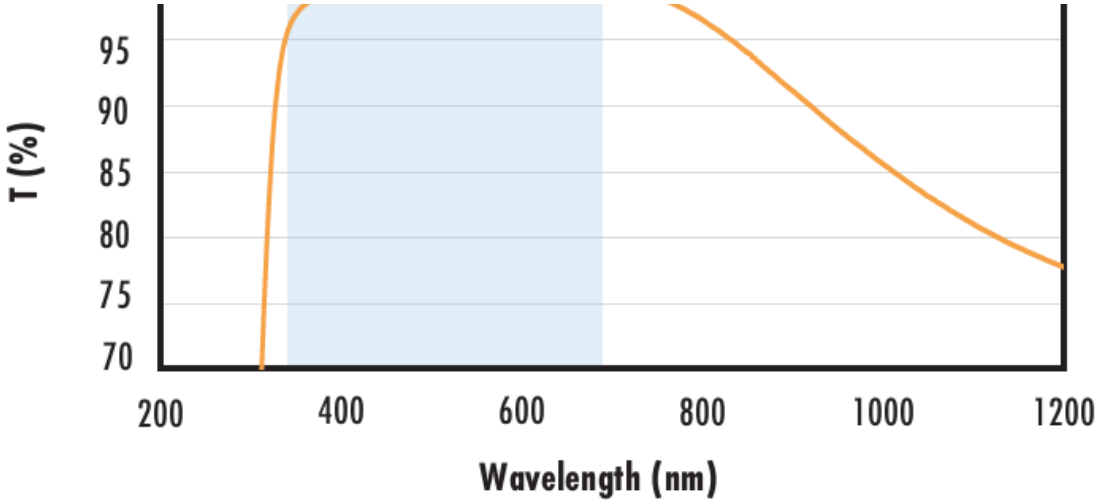
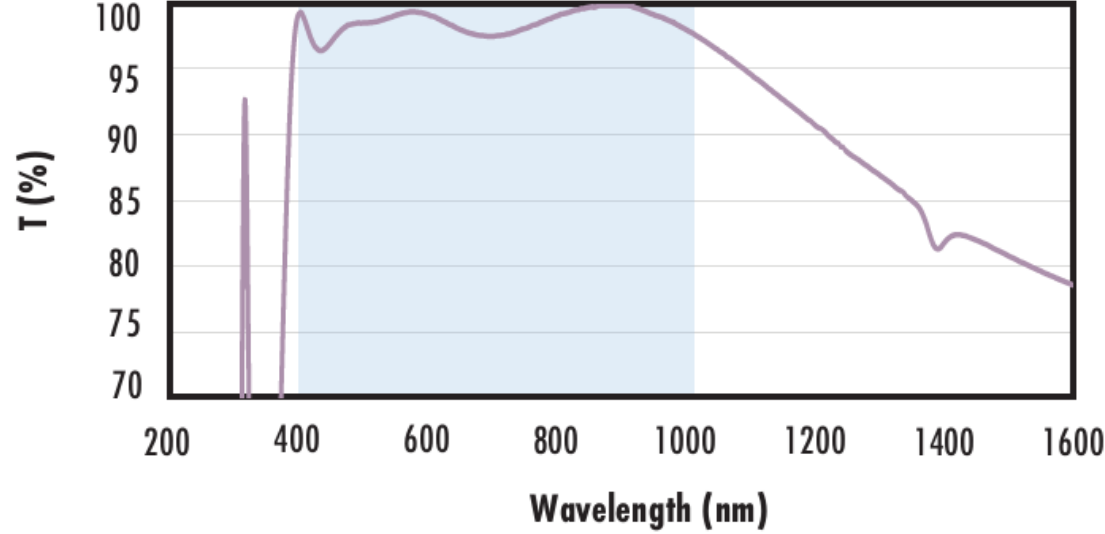
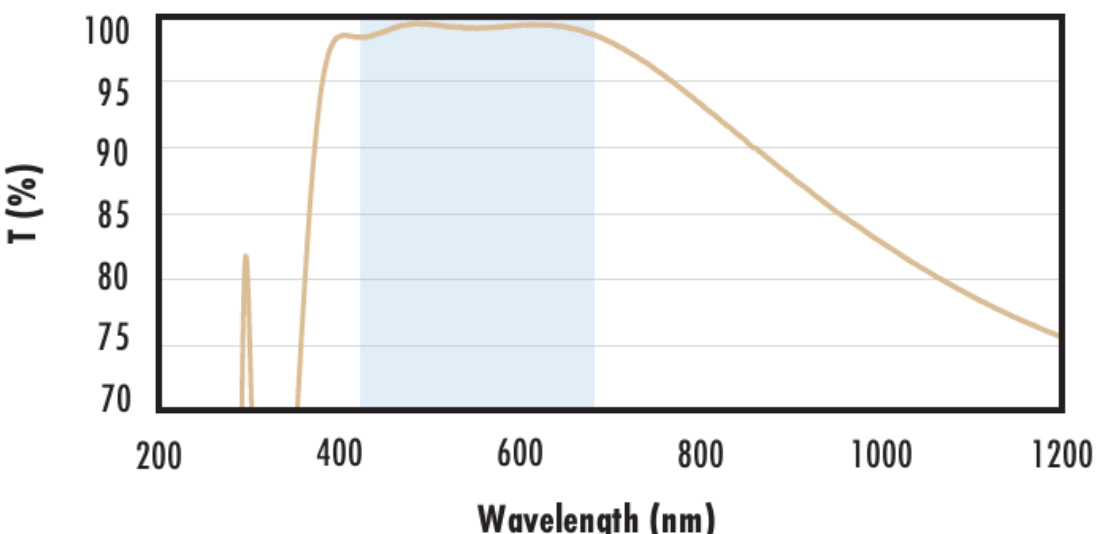
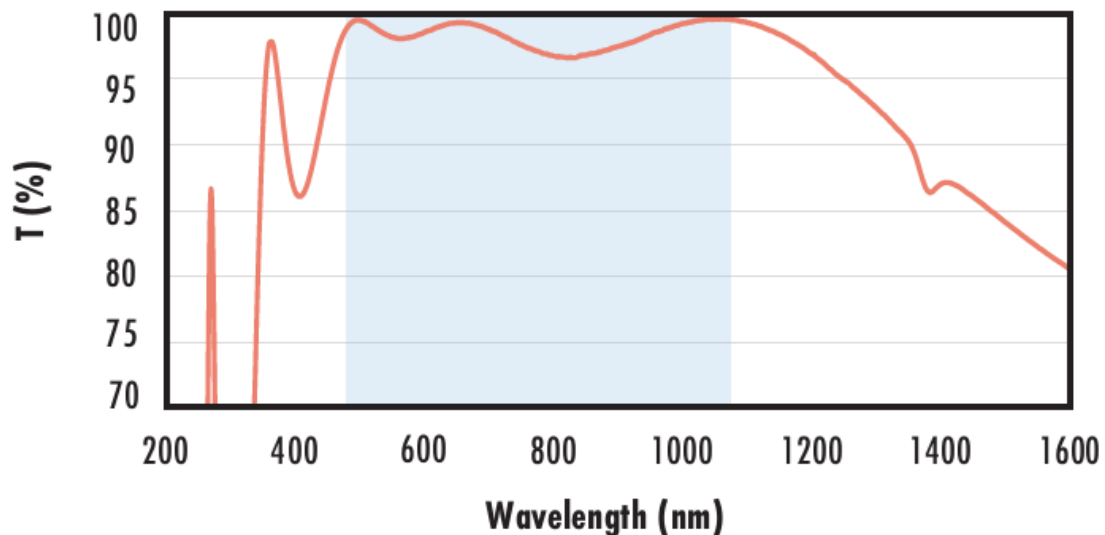
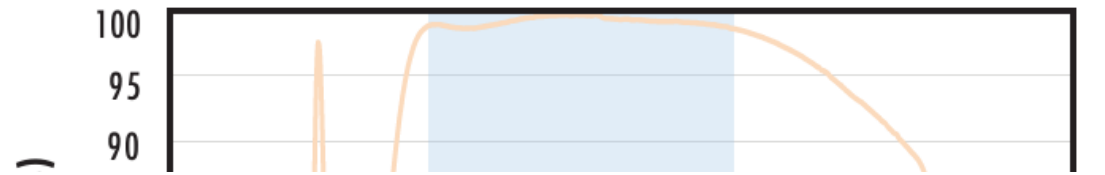
- Offers Superior Performance from UV to IR
- Fused Silica Substrate
- Laser Optic Surface Quality

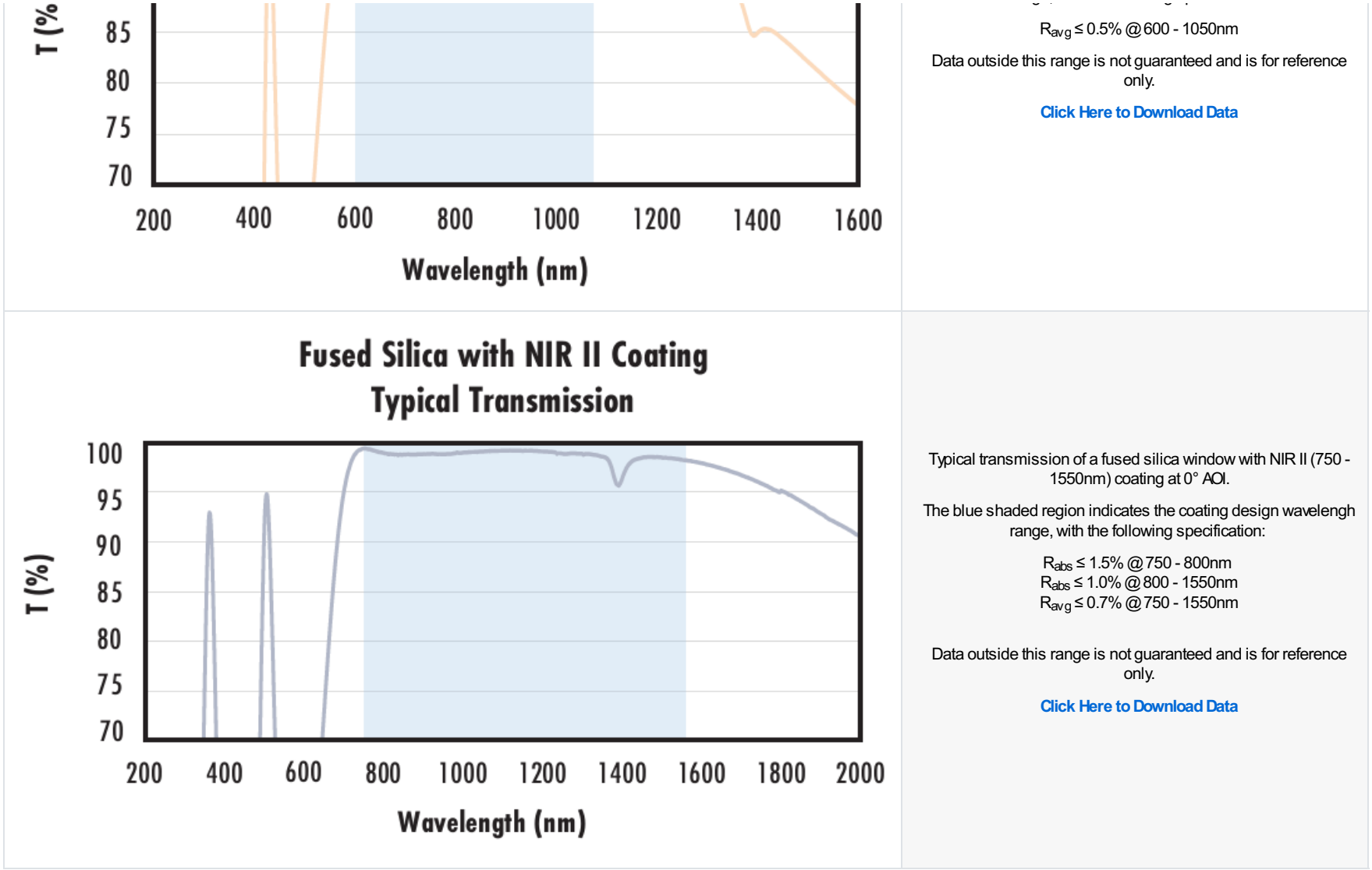
TECHSPEC® Laser Grade Broadband Cylinder Lenses feature precision specifications for the most demanding applications. These lenses are constructed of premium grade fused silica optical glass and are tailored for laser applications with a surface quality of 20-10. Our TECHSPEC Laser Grade Broadband Cylinder Lenses feature tight wedge tolerances, typically less than 3 arcmin in all dimensions. Integration of these lenses is facilitated by square form factors allowing convenient mounting options.

TECHNICAL INFORMATION

| FUSED SILICA |
|-----------------------|
| Uncoated Fused Silica |

| | |
|---|--|
| <div data-bbox="260 83 1281 647"><h3>Typical Transmission</h3></div> | <p>Typical transmission of an uncoated fused silica window across the UV - NIR spectra.</p> <p>Click Here to Download Data</p> |
| <div data-bbox="260 691 1281 1329"><h3>Fused Silica with MgF₂ Coating Typical Transmission</h3></div> | <p>Typical transmission of a fused silica window with MgF₂ (400-700nm) coating at 0° AOI.</p> <p>The blue shaded region indicates the coating design wavelength range, with the following specification:</p> <p>$R_{avg} \leq 1.75\% @ 400 - 700nm$ (N-BK7)</p> <p>Data outside this range is not guaranteed and is for reference only.</p> <p>Click Here to Download Data</p> |
| <div data-bbox="260 1371 1281 2000"><h3>Fused Silica with UV-AR Coating Typical Transmission</h3></div> | <p>Typical transmission of a fused silica window with UV-AR (250-425nm) coating at 0° AOI.</p> <p>The blue shaded region indicates the coating design wavelength range, with the following specification:</p> <p>$R_{abs} \leq 1.0\% @ 250 - 425nm$ $R_{avg} \leq 0.75\% @ 250 - 425nm$ $R_{avg} \leq 0.5\% @ 370 - 420nm$</p> <p>Data outside this range is not guaranteed and is for reference only.</p> <p>Click Here to Download Data</p> |
| <div data-bbox="260 2050 1281 2680"><h3>Fused Silica with UV-VIS Coating Typical Transmission</h3></div> | <p>Typical transmission of a fused silica window with UV-VIS (250-700nm) coating at 0° AOI.</p> <p>The blue shaded region indicates the coating design wavelength range, with the following specification:</p> <p>$R_{abs} \leq 1.0\% @ 350 - 450nm$ $R_{avg} \leq 1.5\% @ 250 - 700nm$</p> <p>Data outside this range is not guaranteed and is for reference only.</p> <p>Click Here to Download Data</p> |
| <div data-bbox="260 2730 1281 2896"><h3>Fused Silica with VIS-EXT Coating Typical Transmission</h3></div> | |

| | |
|---|---|
|  | <p>Typical transmission of a fused silica window with VIS-EXT (350-700nm) coating at 0° AOI.</p> <p>The blue shaded region indicates the coating design wavelength range, with the following specification:</p> <p>$R_{avg} \leq 0.5\% @ 350 - 700\text{nm}$</p> <p>Data outside this range is not guaranteed and is for reference only.</p> <p>Click Here to Download Data</p> |
| <p>Fused Silica with VIS-NIR Coating Typical Transmission</p>  | <p>Typical transmission of a fused silica window with VIS-NIR (400-1000nm) coating at 0° AOI.</p> <p>The blue shaded region indicates the coating design wavelength range, with the following specification:</p> <p>$R_{abs} \leq 0.25\% @ 880\text{nm}$ $R_{avg} \leq 1.25\% @ 400 - 870\text{nm}$ $R_{avg} \leq 1.25\% @ 890 - 1000\text{nm}$</p> <p>Data outside this range is not guaranteed and is for reference only.</p> <p>Click Here to Download Data</p> |
| <p>Fused Silica with VIS 0° Coating Typical Transmission</p>  | <p>Typical transmission of a fused silica window with VIS 0° (425-675nm) coating at 0° AOI.</p> <p>The blue shaded region indicates the coating design wavelength range, with the following specification:</p> <p>$R_{avg} \leq 0.4\% @ 425 - 675\text{nm}$</p> <p>Data outside this range is not guaranteed and is for reference only.</p> <p>Click Here to Download Data</p> |
| <p>Fused Silica with YAG-BBAR Coating Typical Transmission</p>  | <p>Typical transmission of a fused silica window with YAG-BBAR (500-1100nm) coating at 0° AOI.</p> <p>The blue shaded region indicates the coating design wavelength range, with the following specification:</p> <p>$R_{abs} \leq 0.25\% @ 532\text{nm}$ $R_{abs} \leq 0.25\% @ 1064\text{nm}$ $R_{avg} \leq 1.0\% @ 500 - 1100\text{nm}$</p> <p>Data outside this range is not guaranteed and is for reference only.</p> <p>Click Here to Download Data</p> |
| <p>Fused Silica with NIR I Coating Typical Transmission</p>  | <p>Typical transmission of a fused silica window with NIR I (600 - 1050nm) coating at 0° AOI.</p> <p>The blue shaded region indicates the coating design wavelength range, with the following specification:</p> |



CUSTOM

Edmund Optics offers comprehensive custom manufacturing services for optical and imaging components tailored to your specific application requirements. Whether in the prototyping phase or preparing for full-scale production, we provide flexible solutions to meet your needs. Our experienced engineers are here to assist—from concept to completion.

Our capabilities include:

- Custom dimensions, materials, coatings, and more
- High-precision surface quality and flatness
- Tight tolerances and complex geometries
- Scalable production—from prototype to volume

Learn more about our [custom manufacturing capabilities](#) or submit an inquiry [here](#).