

TECHSPEC® 3.5mm f/2.8 Sealed Cw Series Fixed Focal Length Lens



3.5mm Focal Length



Stock **#15-608** [CONTACT US](#)

-

1

+

A\$535^{.00}

ADD TO CART

Volume Pricing	
Qty 1+	A\$535.00 each
Need More?	Request Quote

Product Downloads

SPECIFICATIONS

General

Cw Series	Series:
	Note:

C-Mount compatible with O-ring 25mm ID x2mm	
Fixed Focal Length Lens	Type:
Physical & Mechanical Properties	
Fixed	Iris Option:
41.96	Length (mm):
65.00	Maximum Diameter (mm):
65	Outer Diameter (mm):
2.7	Maximum Rear Protrusion (mm):
Optical Properties	
Field of View at Max Sensor Format: Horizontal: 102.34° Vertical: 82.28° Diagonal: 116.98°	
102.34°	Horizontal Field of View, 1/1.8" Sensor:
94.13°	Horizontal Field of View, 1/2" Sensor:
86.75°	Horizontal Field of View, 1/2.5" Sensor:
74.44°	Horizontal Field of View, 1/3" Sensor:
9.00	Maximum Image Circle (mm):
0.052	Numerical Aperture NA, Object Side:
10 (9)	Number of Elements (Groups):
3.50	Focal Length FL (mm):
75 - ∞	Working Distance (mm):
f/2.8	Aperture (f/#):
425 - 675nm BBAR	Coating Specification:
34.70	Entrance Pupil Position (mm):
-22.37	Object Space Principal Plane (mm):
32.70	Image Space Principal Plane (mm):
21.12	Maximum Distortion (%):
-15.89	Exit Pupil Position (mm):
VS	Lens Wavelength Range:
Sensor	
1/1.8"	Maximum Sensor Format:
2.74	Pixel Size (μm):
Threading & Mounting	
M62 x0.75 (Female)	Filter Thread:
C-Mount	Mount:
Environmental & Durability Factors	
IPX7	Environmental Rating:
Waterproof (IPX7)	Type of Ruggedization:
Regulatory Compliance	

PRODUCT DETAILS

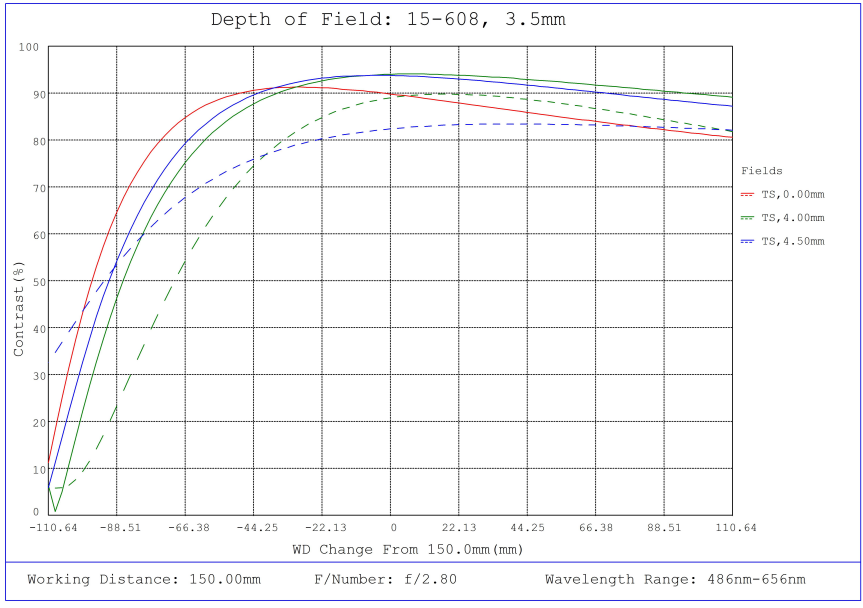
- Up to 2/3", C-Mount Lens
- Waterproof (Cw) Versions of C Series Fixed Focal Length Lenses
- Meets IEC Ingress Protection Ratings of IPX7 and IPX9K
- Designed to Eliminate the Need for a Protective Lens Cover

TECHSPEC® Cw Series Fixed Focal Length Lenses are waterproof versions of our [TECHSPEC® C Series Fixed Focal Length Lenses](#). Designed to meet IEC Ingress Protection Codes IPX7 and IPX9K, these lenses withstand exposure to water up to 1 meter depth for 30 minutes and operate in close-range high pressure, high temperature water spraydowns with the exception of all 3.5 and 4.5mm options which are IPX7. These lenses include a hydrophobic coated window to prevent water droplets from settling on the lens' surface. To prevent moisture from entering the housing, the lenses are sealed with multiple O-rings. TECHSPEC® Cw Series Fixed Focal Length Lenses are designed for up to 7.5 MegaPixel, 2/3" sensors and are ideal for applications including food, pharma, automotive, and security. These lenses won the Bronze-Level 2021 Vision Systems Design Innovators Award.

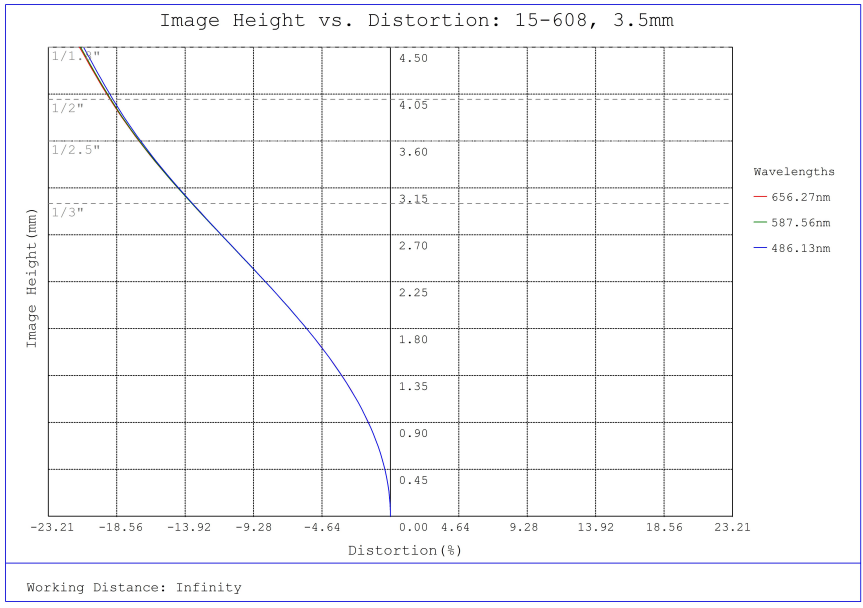
Edmund Optics has created a family of high performance optical designs (the C Series family) and developed 6 customized optomechanical solutions targeted for specific applications. These lens sub-families utilize the same optics as the C Series lenses providing the same optical performance in a variety of optomechanical solutions to meet your application requirements:

- **C Series:** Features locking cam focus and iris adjustment and is the most adjustable version of these optical designs; they are the typical high quality machine vision lenses. Also available with a [VIS-NIR Broadband Anti-Reflection \(BBAR\) Coating](#).
- **Ci Series:** Simplified mechanics featuring fixed apertures with compact housing. [Industrial Ruggedization](#) for reduced size, cost, and locked focus.
- **Cr Series:** All optics glued in place and a locking C-clamp focus ring. [Stabilized Ruggedization](#) for reduced pixel shift and improved focus stability.
- **Cx Series:** Modular, flexible mechanics allows lenses to be taken apart for easy integration of accessories such as liquid lenses, apertures, and more.
- **Liquid Lens Cx Series:** Designed with an integrated liquid lens for quick autofocus.
- Cw Series: Waterproof, designed to meet IEC [Ingress Protection](#) Code IPX7 and IPX9K.

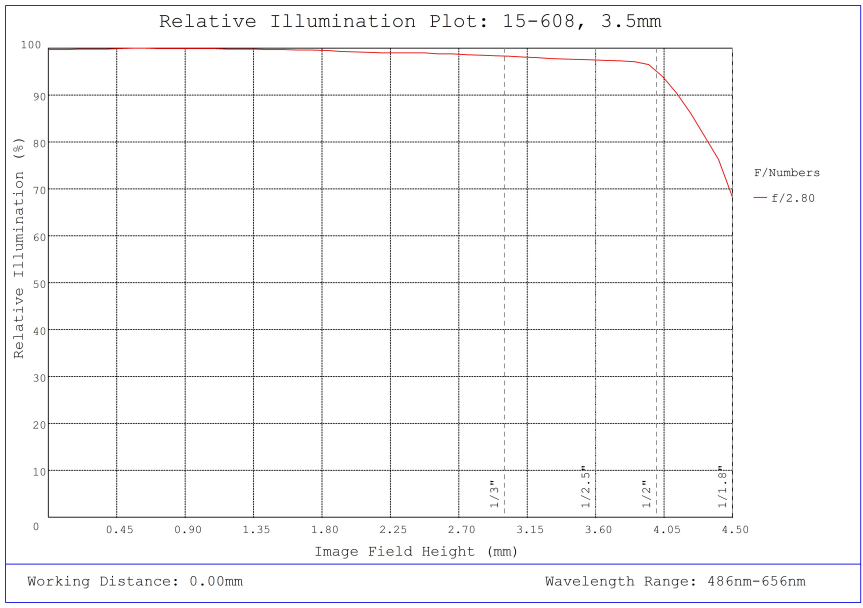
TECHNICAL INFORMATION



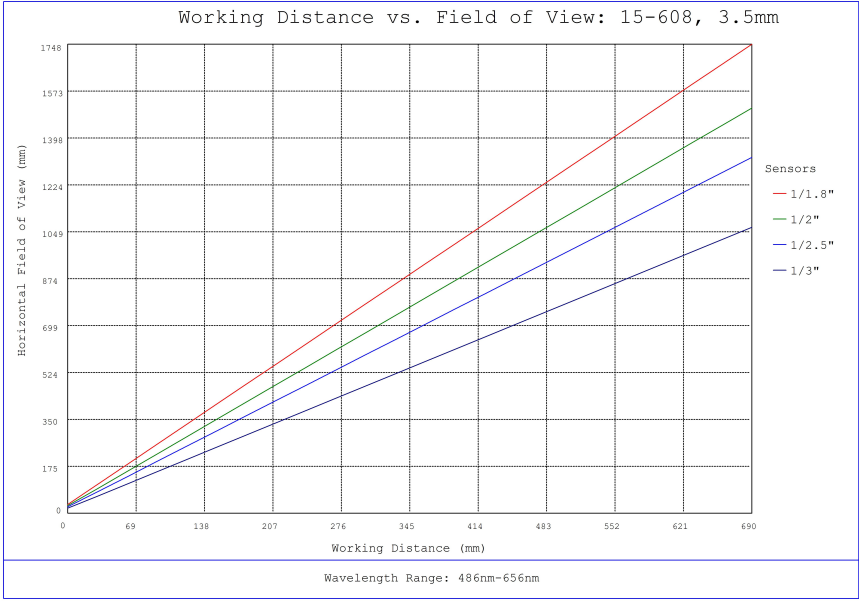
#15-608, 3.5mm f/2.8 Sealed Cw Series Fixed Focal Length Lens, Depth of Field Plot, 150mm Working Distance, f2.8



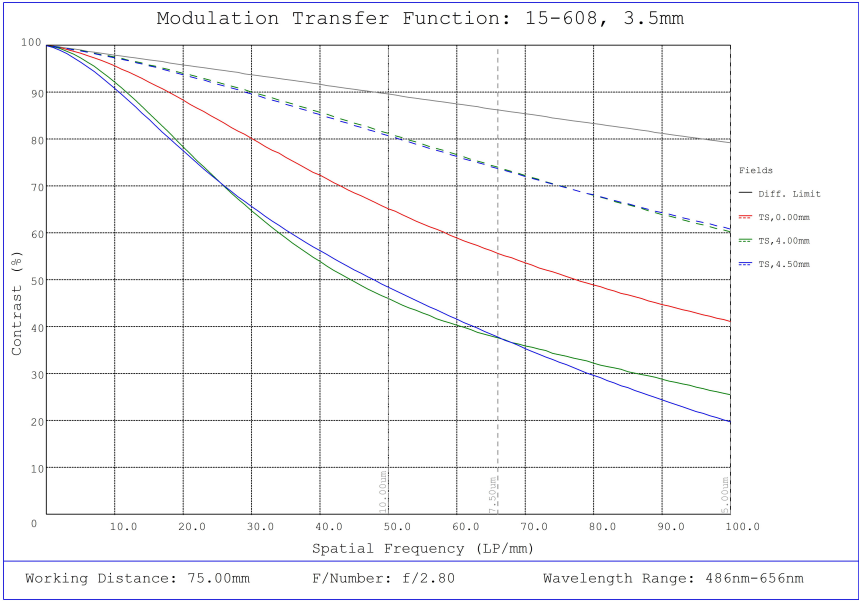
#15-608, 3.5mm f/2.8 Sealed Cw Series Fixed Focal Length Lens, Distortion Plot



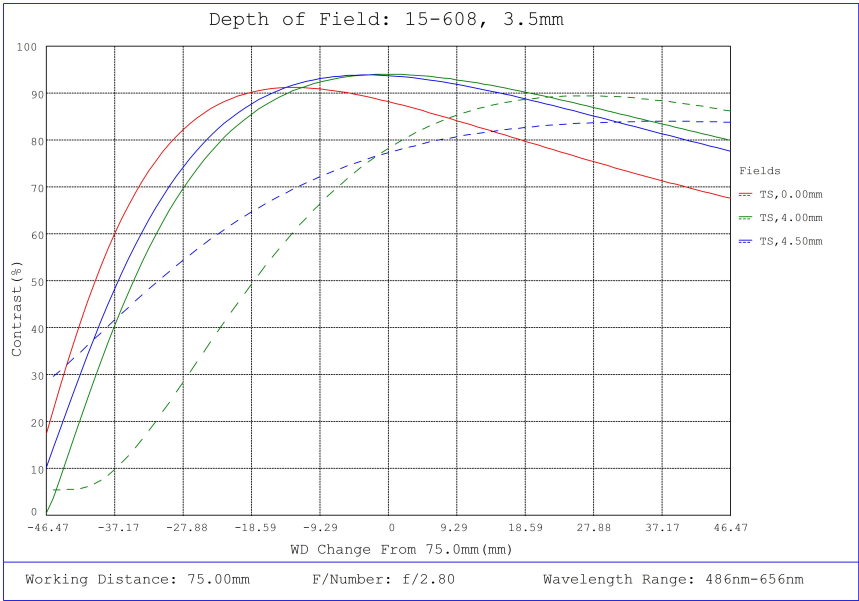
#15-608, 3.5mm f/2.8 Sealed Cw Series Fixed Focal Length Lens, Relative Illumination Plot



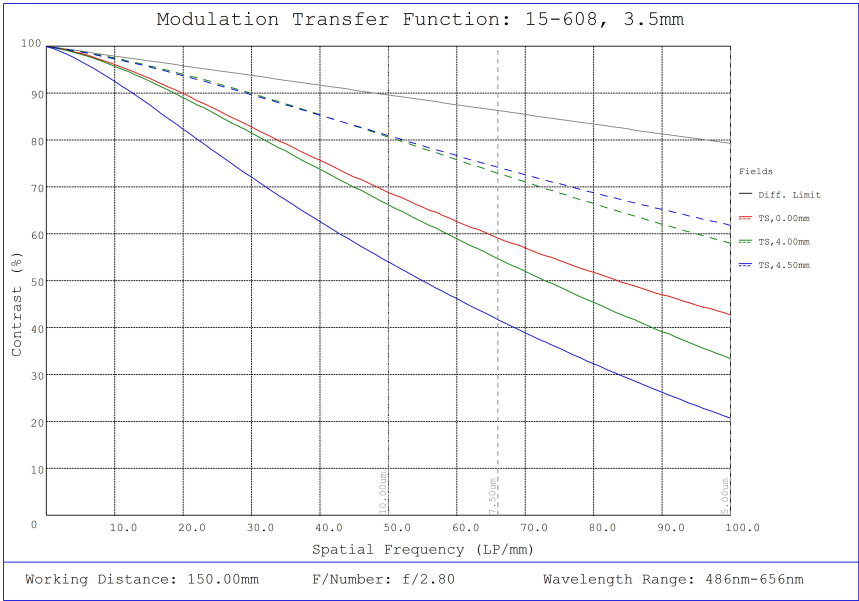
#15-608, 3.5mm f/2.8 Sealed Cw Series Fixed Focal Length Lens, Working Distance versus Field of View Plot



#15-608, 3.5mm f/2.8 Sealed Cw Series Fixed Focal Length Lens, Modulated Transfer Function (MTF) Plot, 75mm Working Distance, f2.8



#15-608, 3.5mm f/2.8 Sealed Cw Series Fixed Focal Length Lens, Depth of Field Plot, 75mm Working Distance, f2.8



#15-608, 3.5mm f/2.8 Sealed Cw Series Fixed Focal Length Lens, Modulated Transfer Function (MTF) Plot, 150mm Working Distance, f2.8

