

USB 3.1 PCIe 2.0x1 4 Port Interface Card

See More by [Basler](#)



Stock #89-539 **3 In Stock**

⊖ 1 ⊕ A\$128⁰⁰

ADD TO CART

Volume Pricing

Qty 1+	A\$128.00 each
Need More?	Request Quote

Product Downloads

General

Camera Accessory **Type:**

Sensor

USB 3.0 **Machine Vision Standard:**

Hardware & Interface Connectivity

USB 3.0 **Computer Interface:**

PCle Express 2.0 x1 **Bus Type:**

Fresco FL 1100 **Control Interface:**

4.00 **Ports:**

Regulatory Compliance

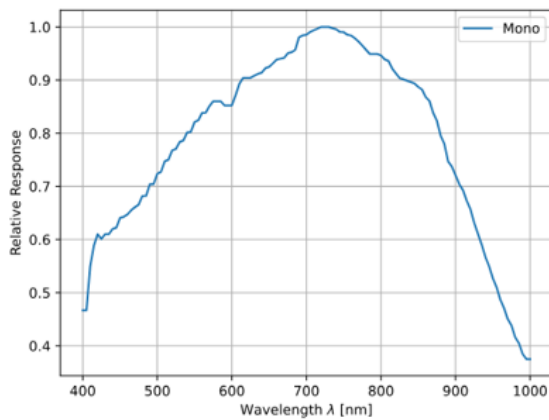
[View](#) **Certificate of Conformance:**

Product Details

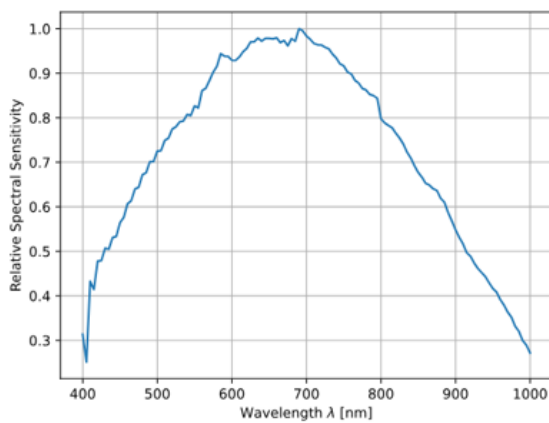
- USB 3.0 with SONY Pregius S Sensors up to 24MP and 160 fps
- Proven Compact Housing (29 x 29mm)
- Powerful Computer Vision Feature Set with Optional Beyond Features
- [Basler ace USB 3.0 Cameras](#) Also Available

Basler ace2 USB 3.0 Cameras are available in two versions that provide optimized hardware design, proven compact and robust housing, and state of the art CMOS sensor technology with excellent image quality from Sony's 2nd-Gen Pregius, 3rd-Gen STARVIS, or the latest 4th-Gen Pregius S sensors. These second-generation Ace cameras include all of the components of the first-generation Ace cameras along with integrated features such as a status LED, removable IR cut filter, and robust MB connector. The Basler ace2 USB 3.0 Camera Basic version offers excellent price to performance ratio with powerful Computer Vision feature set, while the Pro version unlocks unique advanced Beyond features such as Pixel Beyond and Compression Beyond for maximum performance to meet with demanding application requirements. These cameras include the industry proven Basler Pylon SDK Software and Driver and conform to GenICam (USB3 Vision) standards, making them a fast and cost-effective solution to software integration. Basler ace2 Cameras are available in both USB 3.0 and GigE interfaces and are ideal for a wide range of applications such as factory automation and industrial robotics.

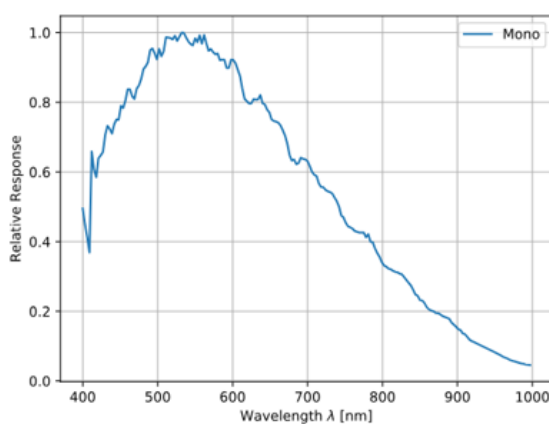
Technical Information



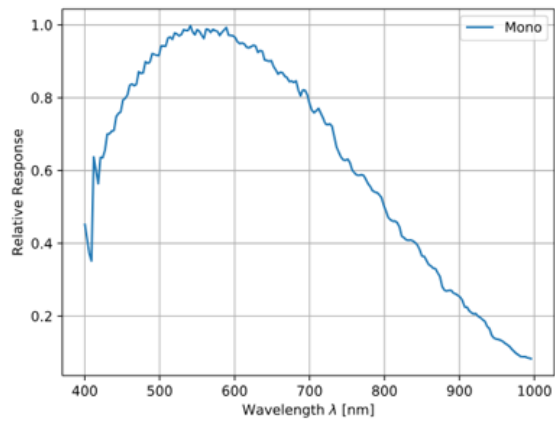
IMX676 Sensor QE Curve



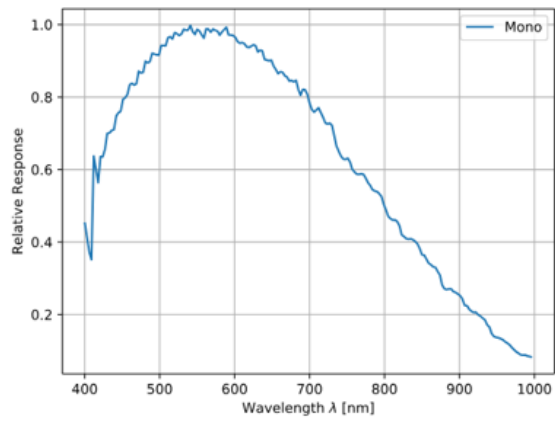
IMX900 Sensor QE Curve



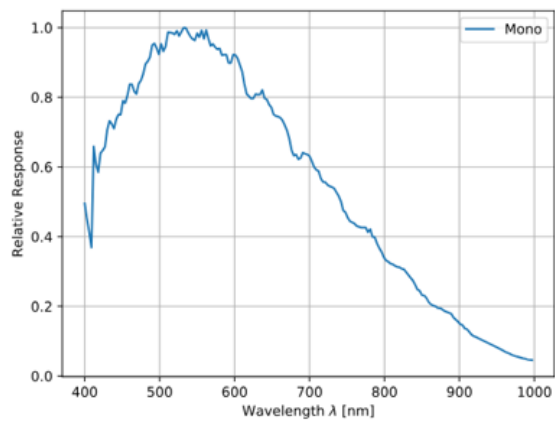
GMAX2505 Sensor QE Curve



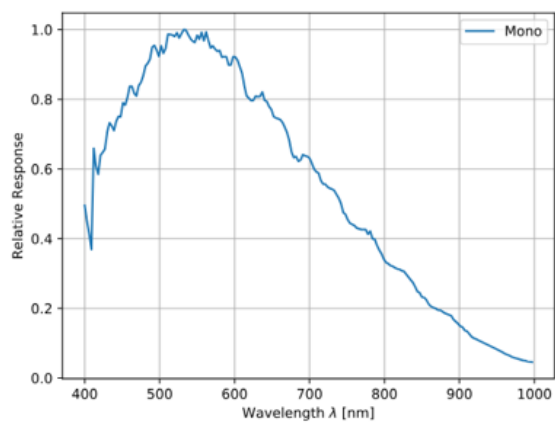
IMX546 Sensor QE Curve



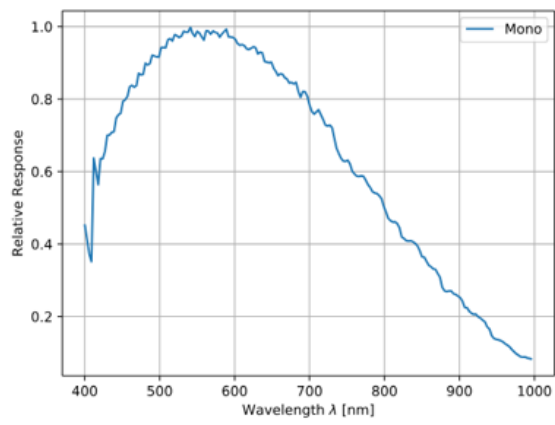
IMX545 Sensor QE Curve



GMAX2509 Sensor QE Curve



GMAX2518 Sensor QE Curve



IMX547 Sensor QE Curve



E2525A Sensor QE Curve

;