

TECHSPEC® 50mm Dia., 5mm Thick, UV-AR Coated $\lambda/10$ Fused Silica Window



Stock **#65-878** **9 In Stock**

A\$510⁴⁰

ADD TO CART

Volume Pricing	
Qty 1-5	A\$510.40 each
Qty 6-25	A\$408.00 each
Qty 26-49	A\$382.40 each
Need More?	Request Quote

Product Downloads

General

Protective Window Type:
 Glass Type of Window:

Physical & Mechanical Properties

40.00 Clear Aperture CA (mm):

50.00 +0.00/-0.20	Diameter (mm):
5.00 ±0.10	Thickness (mm):
+0.00/-0.20	Dimensional Tolerance (mm):
Protective as needed	Bevel:
80	Clear Aperture (%):
Fine Ground	Edges:
<5	Parallelism (arcsec):
0.16	Poisson's Ratio:
73	Young's Modulus (GPa):
522.00	Knoop Hardness (kg/mm²):

Optical Properties

UV-AR (250-425nm)	Coating:
Fused Silica (Corning 7980)	Substrate: <input type="checkbox"/>
1.458	Index of Refraction (n_d):
20-10	Surface Quality:
M10	Transmitted Wavefront, P-V:
67.8	Abbe Number (v_d):
R _{abs} ≤1.0% @ 250 - 425nm R _{avg} ≤0.75% @ 250 - 425nm R _{avg} ≤0.5% @ 370 - 420nm	Coating Specification:
250 - 450	Wavelength Range (nm):
3 J/cm ² @ 355nm, 10ns	Damage Threshold, Reference: <input type="checkbox"/>

Material Properties

2.20	Density (g/cm³):
0.52 (+5 to +35°C) 0.57 (0 to +200°C) 0.48 (-100 to +200°C)	Coefficient of Thermal Expansion CTE (10⁻⁶/°C):
7980 0G	Fused Silica Grade:

Regulatory Compliance

Compliant	RoHS 2015:
View	Certificate of Conformance:
Compliant	Reach 235:

Need different specs or modifications?

Edmund Optics offers comprehensive custom manufacturing services for optical and imaging components tailored to your specific application requirements. Whether in the prototyping phase or preparing for full-scale production, we provide flexible solutions to meet your needs. Our experienced engineers are here to assist—from concept to completion.

Our capabilities include:

- Custom dimensions, materials, coatings, and more
- High-precision surface quality and flatness
- Tight tolerances and complex geometries
- Scalable production—from prototype to volume

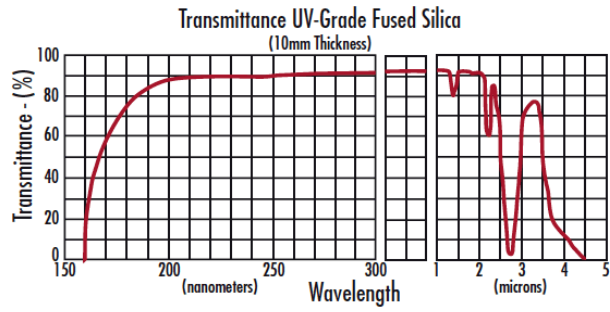
Learn more about our [custom manufacturing capabilities](#) or submit an inquiry [here](#).

Product Details

- UV, Visible, and NIR Anti-Reflection Coated Versions Available
- $\lambda/10$ Transmitted Wavefront Distortion
- Circular and Square Sizes from 2mm to 150mm
- 1λ or $\lambda/4$ UV Fused Silica Windows Also Available

TECHSPEC® $\lambda/10$ UV Fused Silica Windows feature laser-grade surface quality and parallelism. In addition, these windows will limit the transmitted wavefront distortion to $\lambda/10$. The superior transmission characteristics, excellent thermal properties, and high tolerance manufacturing specifications make these windows an excellent choice for more demanding applications. TECHSPEC $\lambda/10$ UV Fused Silica Windows are available for purchase in circular and square sizes ranging from 2mm to 150mm. These windows are offered uncoated or with anti-reflection coatings optimized for the UV or visible spectrum.

Technical Information



UV FS Transmission Curve



FUSED SILICA

Uncoated Fused Silica Typical Transmission



Typical transmission of a 3mm thick, uncoated fused silica window across the UV - NIR spectra.

[Click Here to Download Data](#)

Fused Silica with MgF₂ Coating Typical Transmission



Typical transmission of a 3mm thick fused silica window with MgF₂ (400-700nm) coating at 0° AOI.

The blue shaded region indicates the coating design wavelength range, with the following specification:

$$R_{avg} \leq 1.75\% @ 400 - 700\text{nm (N-BK7)}$$

Data outside this range is not guaranteed and is for reference only.

[Click Here to Download Data](#)

Fused Silica with UV-AR Coating Typical Transmission





Typical transmission of a 3mm thick fused silica window with UV-AR (250-425nm) coating at 0° AOI.

The blue shaded region indicates the coating design wavelength range, with the following specification:

$$R_{abs} \leq 1.0\% \text{ @ } 250 - 425\text{nm}$$

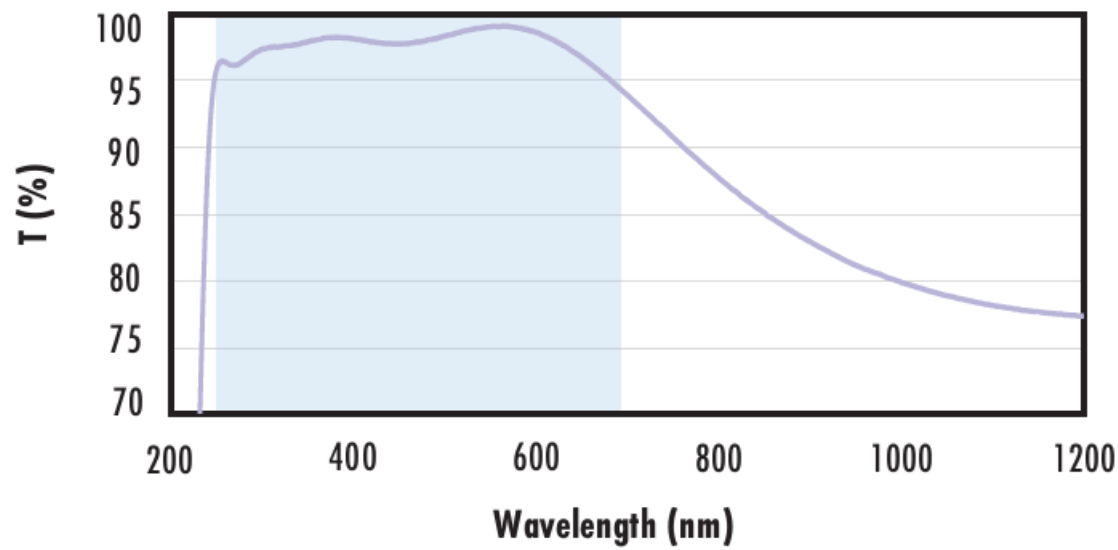
$$R_{avg} \leq 0.75\% \text{ @ } 250 - 425\text{nm}$$

$$R_{avg} \leq 0.5\% \text{ @ } 370 - 420\text{nm}$$

Data outside this range is not guaranteed and is for reference only.

[Click Here to Download Data](#)

Fused Silica with UV-VIS Coating Typical Transmission



Typical transmission of a 3mm thick fused silica window with UV-VIS (250-700nm) coating at 0° AOI.

The blue shaded region indicates the coating design wavelength range, with the following specification:

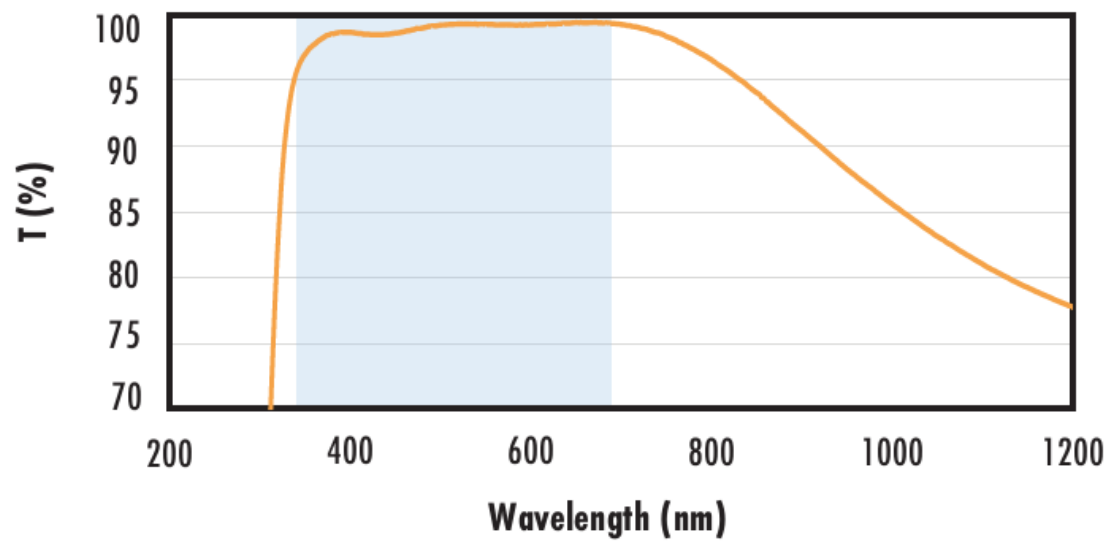
$$R_{abs} \leq 1.0\% \text{ @ } 350 - 450\text{nm}$$

$$R_{avg} \leq 1.5\% \text{ @ } 250 - 700\text{nm}$$

Data outside this range is not guaranteed and is for reference only.

[Click Here to Download Data](#)

Fused Silica with VIS-EXT Coating Typical Transmission



Typical transmission of a 3mm thick fused silica window with VIS-EXT (350-700nm) coating at 0° AOI.

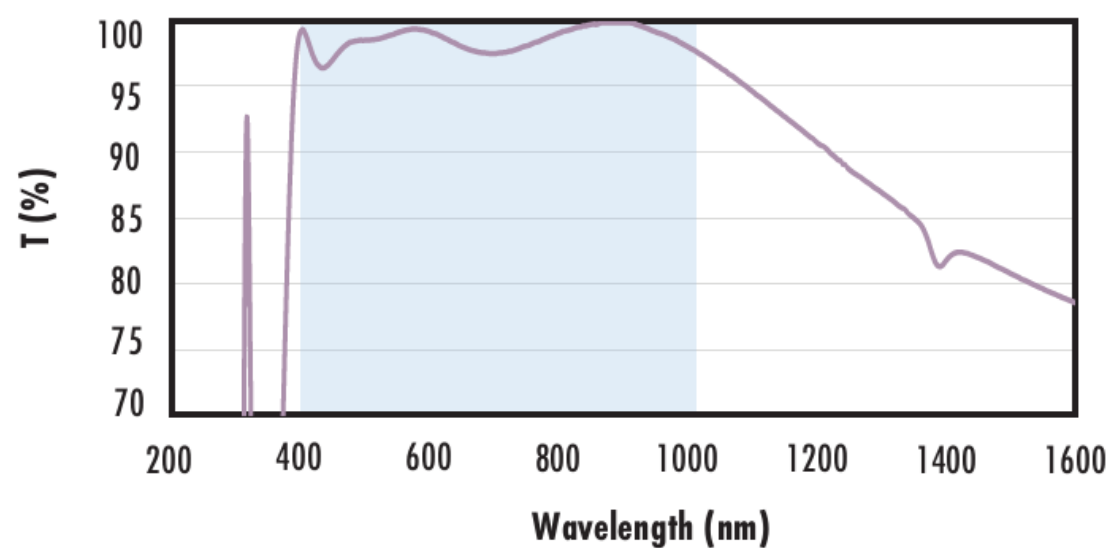
The blue shaded region indicates the coating design wavelength range, with the following specification:

$$R_{avg} \leq 0.5\% \text{ @ } 350 - 700\text{nm}$$

Data outside this range is not guaranteed and is for reference only.

[Click Here to Download Data](#)

Fused Silica with VIS-NIR Coating Typical Transmission



Typical transmission of a 3mm thick fused silica window with VIS-NIR (400-1000nm) coating at 0° AOI.

The blue shaded region indicates the coating design wavelength range, with the following specification:

$$R_{abs} \leq 0.25\% \text{ @ } 880\text{nm}$$

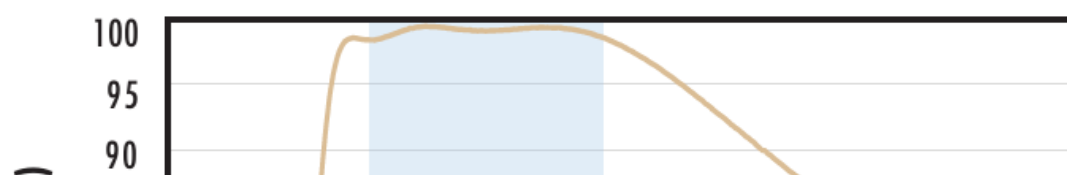
$$R_{avg} \leq 1.25\% \text{ @ } 400 - 870\text{nm}$$

$$R_{avg} \leq 1.25\% \text{ @ } 890 - 1000\text{nm}$$

Data outside this range is not guaranteed and is for reference only.

[Click Here to Download Data](#)

Fused Silica with VIS 0° Coating Typical Transmission



Typical transmission of a 3mm thick fused silica window with VIS 0° (425-675nm) coating at 0° AOI.

The blue shaded region indicates the coating design wavelength range, with the following specification:



$R_{avg} \leq 0.4\%$ @ 425 - 675nm
 Data outside this range is not guaranteed and is for reference only.
[Click Here to Download Data](#)

**Fused Silica with YAG-BBAR Coating
 Typical Transmission**



Typical transmission of a 3mm thick fused silica window with YAG-BBAR (500-1100nm) coating at 0° AOI.
 The blue shaded region indicates the coating design wavelength range, with the following specification:
 $R_{abs} \leq 0.25\%$ @ 532nm
 $R_{abs} \leq 0.25\%$ @ 1064nm
 $R_{avg} \leq 1.0\%$ @ 500 - 1100nm
 Data outside this range is not guaranteed and is for reference only.
[Click Here to Download Data](#)

**Fused Silica with NIR I Coating
 Typical Transmission**



Typical transmission of a 3mm thick fused silica window with NIR I (600 - 1050nm) coating at 0° AOI.
 The blue shaded region indicates the coating design wavelength range, with the following specification:
 $R_{avg} \leq 0.5\%$ @ 600 - 1050nm
 Data outside this range is not guaranteed and is for reference only.
[Click Here to Download Data](#)

**Fused Silica with NIR II Coating
 Typical Transmission**



Typical transmission of a 3mm thick fused silica window with NIR II (750 - 1550nm) coating at 0° AOI.
 The blue shaded region indicates the coating design wavelength range, with the following specification:
 $R_{abs} \leq 1.5\%$ @ 750 - 800nm
 $R_{abs} \leq 1.0\%$ @ 800 - 1550nm
 $R_{avg} \leq 0.7\%$ @ 750 - 1550nm
 Data outside this range is not guaranteed and is for reference only.
[Click Here to Download Data](#)

Compatible Mounts