


TECHSPEC[®] 5mm Dia. Ultra-Thin UV-AR Coated, Fused Silica Window



Stock #75-461 NEW 1 In Stock

-

1

+

A\$302^{.40}

ADD TO CART

Volume Pricing	
Qty 1-5	A\$302.40 each
Qty 6+	A\$241.60 each
Need More?	Request Quote

Product Downloads

SPECIFICATIONS

General

Type: Protective Window

Physical & Mechanical Properties

Bevel:

Protective as needed	
4.25	Clear Aperture CA (mm):
5.00 +0.00/-0.10	Diameter (mm):
0.20 ±0.025	Thickness (mm):
Fine Ground	Edges:
522.00	Knoop Hardness (kg/mm²):
<1	Parallelism (arcsec):
0.16	Poisson's Ratio:
73	Young's Modulus (GPa):

Optical Properties

64.17	Abbe Number (v _d):
UV-AR (250-425nm)	Coating:
R _{abs} ≤1.0% @ 250 - 425nm R _{avg} ≤0.75% @ 250 - 425nm R _{avg} ≤0.5% @ 370 - 420nm	Coating Specification:
1.458	Index of Refraction (n _d):
Fused Silica (Corning 7980)	Substrate:
60-40	Surface Quality:
λ/2	Transmitted Wavefront, P-V:
250 - 425	Wavelength Range (nm):
3 J/cm² @ 355nm, 10ns	Damage Threshold, Reference: <input type="checkbox"/>

Material Properties

0.52 (+5 to +35°C) 0.57 (0 to +200°C) 0.48 (-100 to +200°C)	Coefficient of Thermal Expansion CTE (10 ⁻⁶ /°C):
2.2	Density (g/cm³):

Regulatory Compliance

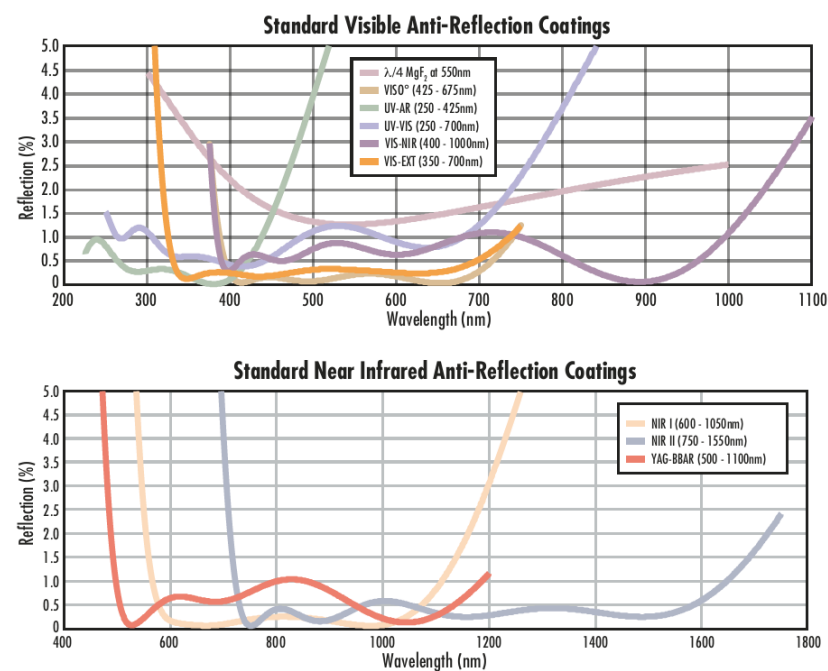
View	Certificate of Conformance:
------	-----------------------------

PRODUCT DETAILS

- Ultra-Thin 0.20mm Thickness
- UVFused Silica Substrates
- Extremely Lightweight

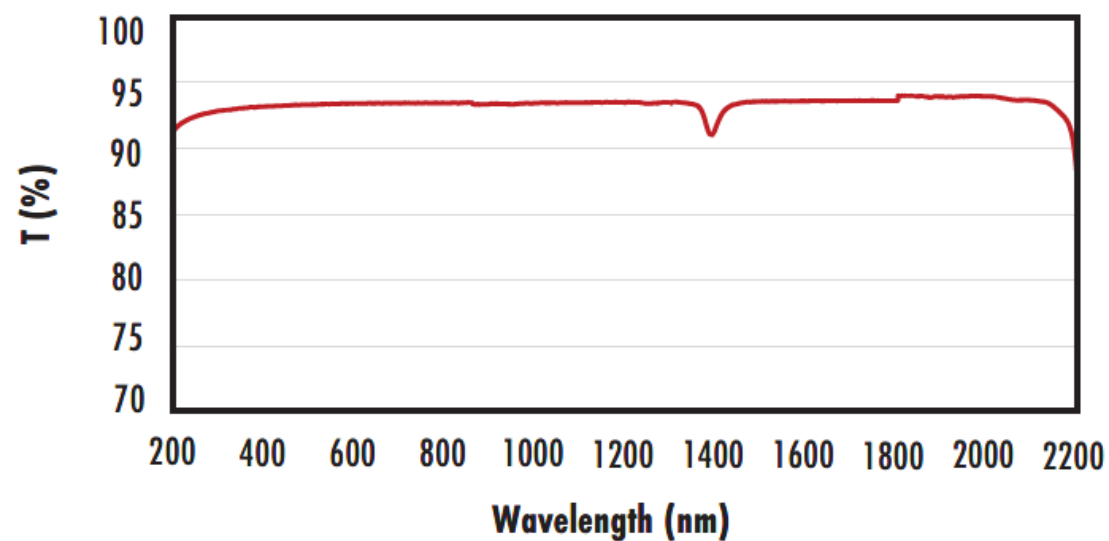
TECHSPEC® Ultra-Thin Fused Silica Windows provide the benefits of fused silica including low thermal expansion, excellent chemical resistance, and UV transmission with a thickness less than 1/5th of our standard fused silica windows. Unlike traditional cover glass, these windows have polished surfaces to provide consistent transmitted wavefront distortion, making them advantageous for OEM applications. Their extremely thin designs make them ideal for both weight and size sensitive applications, especially those requiring broadband transmission from the UV to the NIR. TECHSPEC Ultra-Thin Fused Silica Windows are ideal for handheld medical devices, wearable technology, and portable UV lights.

TECHNICAL INFORMATION



FUSED SILICA

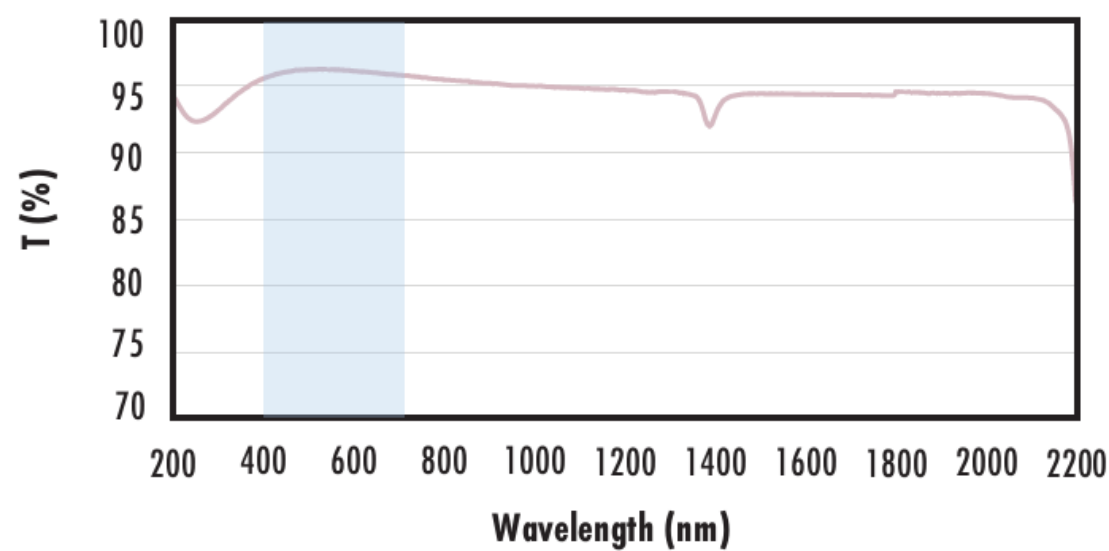
Uncoated Fused Silica Typical Transmission



Typical transmission of a 3mm thick, uncoated fused silica window across the UV - NIR spectra.

[Click Here to Download Data](#)

Fused Silica with MgF₂ Coating Typical Transmission



Typical transmission of a 3mm thick fused silica window with MgF₂ (400-700nm) coating at 0° AOI.

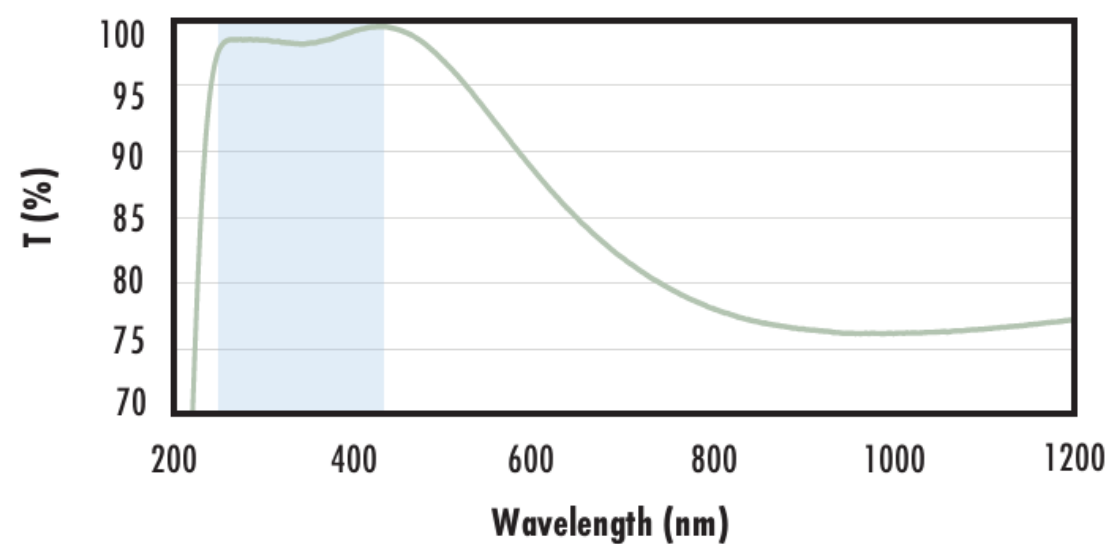
The blue shaded region indicates the coating design wavelength range, with the following specification:

$$R_{avg} \leq 1.75\% \text{ @ } 400 - 700\text{nm (N-BK7)}$$

Data outside this range is not guaranteed and is for reference only.

[Click Here to Download Data](#)

Fused Silica with UV-AR Coating Typical Transmission



Typical transmission of a 3mm thick fused silica window with UV-AR (250-425nm) coating at 0° AOI.

The blue shaded region indicates the coating design wavelength range, with the following specification:

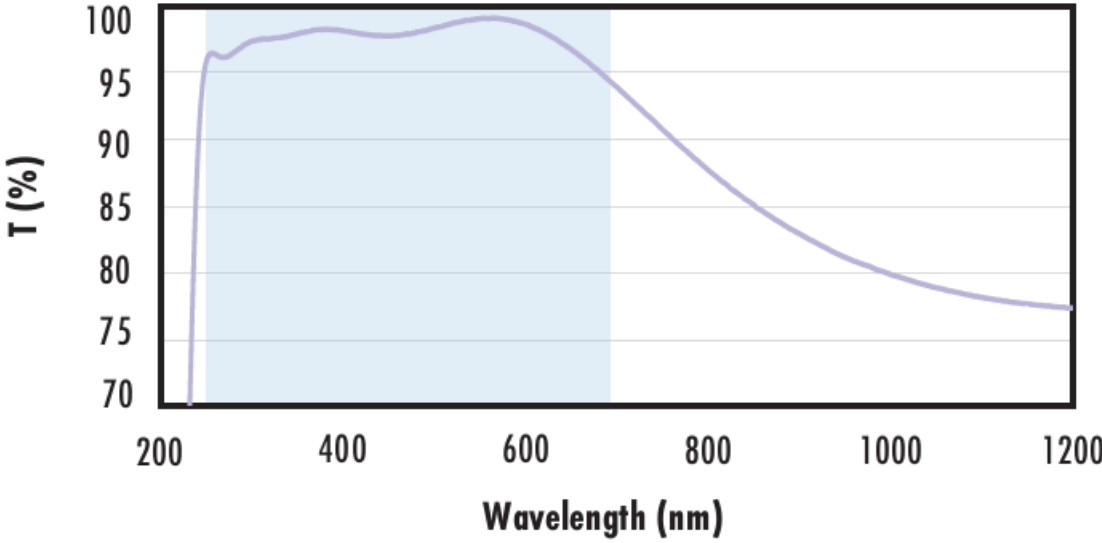
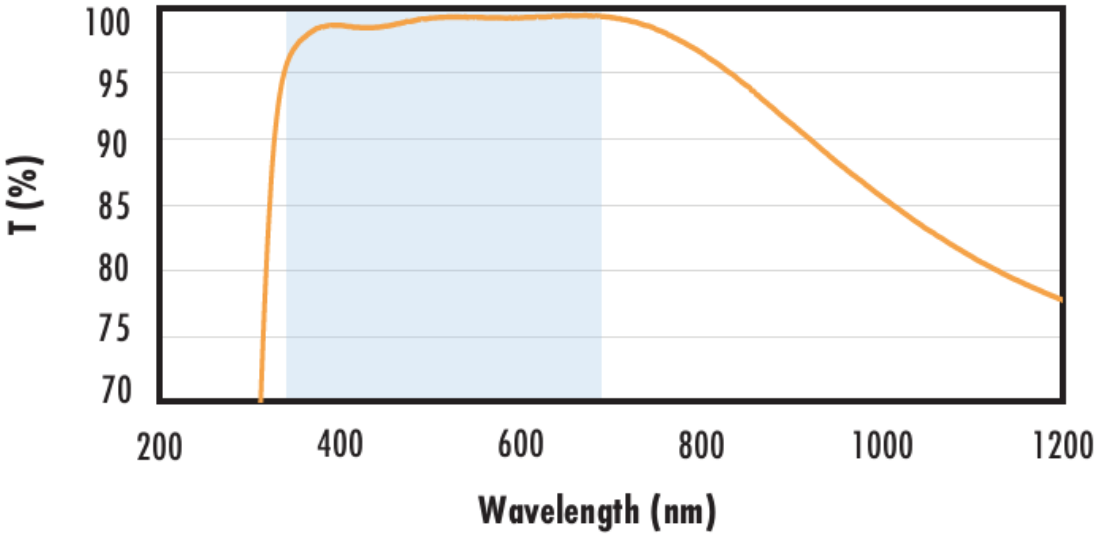
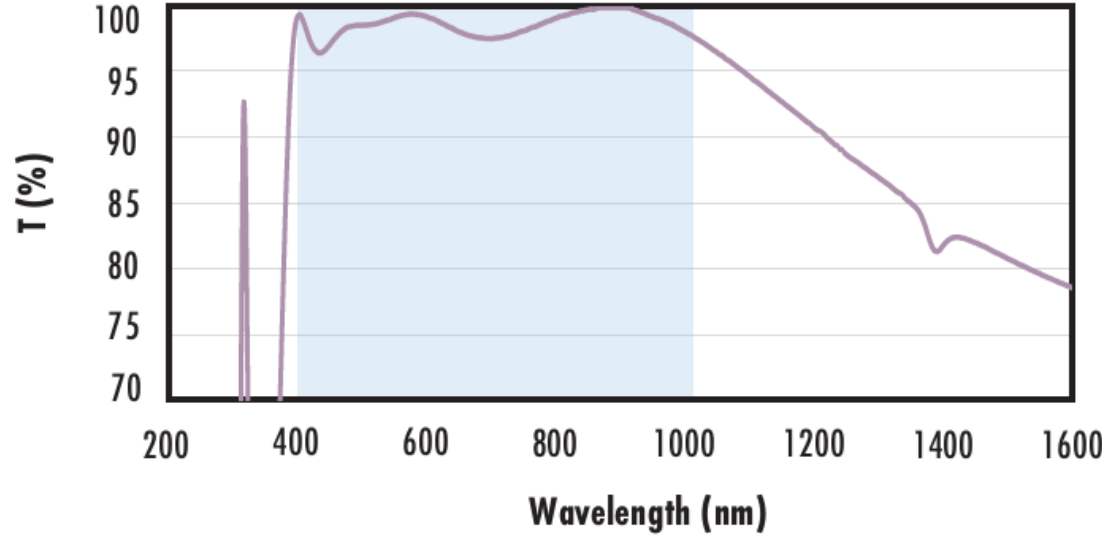
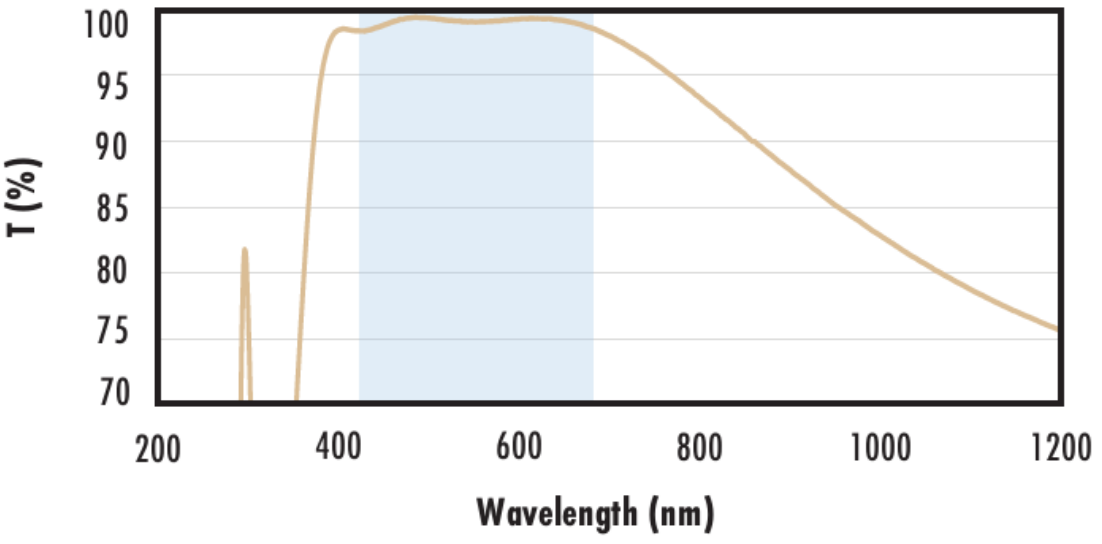
$$R_{abs} \leq 1.0\% \text{ @ } 250 - 425\text{nm}$$

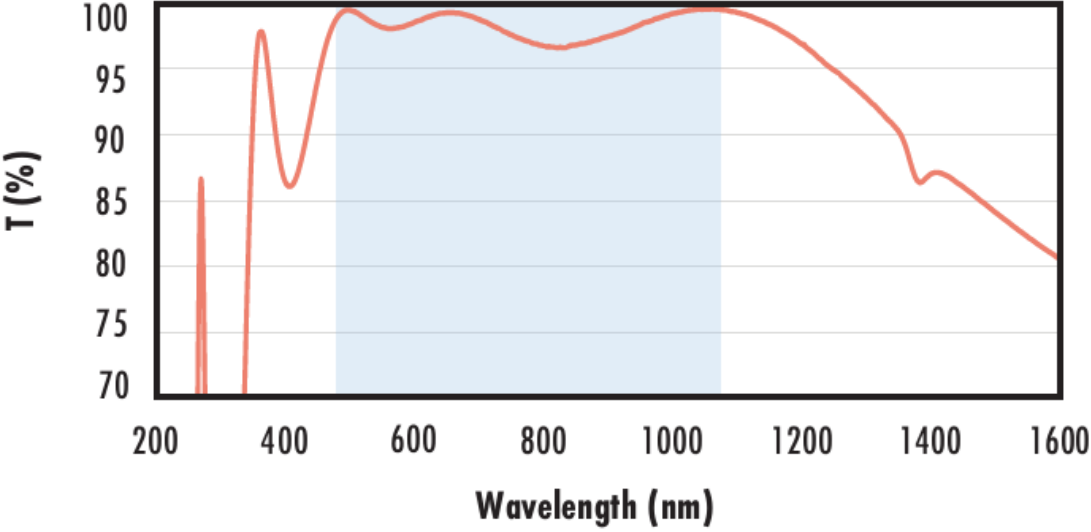
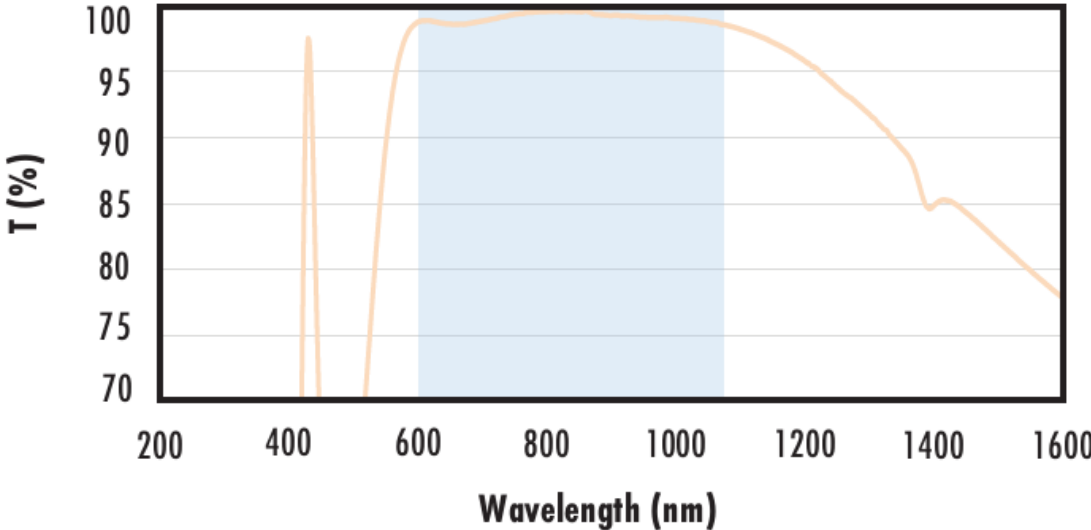
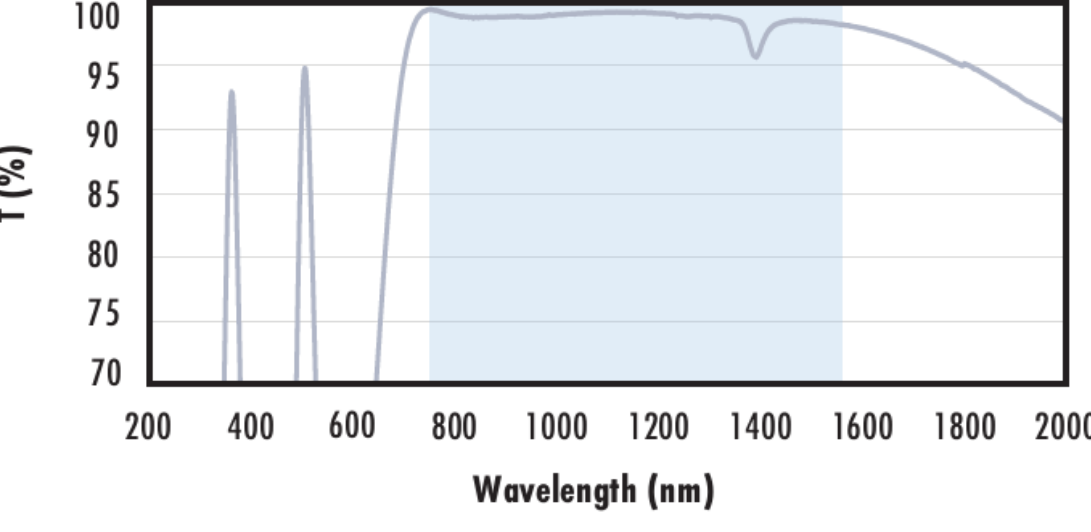
$$R_{avg} \leq 0.75\% \text{ @ } 250 - 425\text{nm}$$

$$R_{avg} \leq 0.5\% \text{ @ } 370 - 420\text{nm}$$

Data outside this range is not guaranteed and is for reference only.

[Click Here to Download Data](#)

<div><div><div>Fused Silica with UV-VIS Coating</div><div>Typical Transmission</div></div><div></div></div>	<div><p>Typical transmission of a 3mm thick fused silica window with UV-VIS (250-700nm) coating at 0° AOI.</p><p>The blue shaded region indicates the coating design wavelength range, with the following specification:</p><div><div>$R_{abs} \leq 1.0\%$ @ 350 - 450nm</div><div>$R_{avg} \leq 1.5\%$ @ 250 - 700nm</div></div><p>Data outside this range is not guaranteed and is for reference only.</p><p>Click Here to Download Data</p></div>
<div><div><div>Fused Silica with VIS-EXT Coating</div><div>Typical Transmission</div></div><div></div></div>	<div><p>Typical transmission of a 3mm thick fused silica window with VIS-EXT (350-700nm) coating at 0° AOI.</p><p>The blue shaded region indicates the coating design wavelength range, with the following specification:</p><div><div>$R_{avg} \leq 0.5\%$ @ 350 - 700nm</div></div><p>Data outside this range is not guaranteed and is for reference only.</p><p>Click Here to Download Data</p></div>
<div><div><div>Fused Silica with VIS-NIR Coating</div><div>Typical Transmission</div></div><div></div></div>	<div><p>Typical transmission of a 3mm thick fused silica window with VIS-NIR (400-1000nm) coating at 0° AOI.</p><p>The blue shaded region indicates the coating design wavelength range, with the following specification:</p><div><div>$R_{abs} \leq 0.25\%$ @ 880nm</div><div>$R_{avg} \leq 1.25\%$ @ 400 - 870nm</div><div>$R_{avg} \leq 1.25\%$ @ 890 - 1000nm</div></div><p>Data outside this range is not guaranteed and is for reference only.</p><p>Click Here to Download Data</p></div>
<div><div><div>Fused Silica with VIS 0° Coating</div><div>Typical Transmission</div></div><div></div></div>	<div><p>Typical transmission of a 3mm thick fused silica window with VIS 0° (425-675nm) coating at 0° AOI.</p><p>The blue shaded region indicates the coating design wavelength range, with the following specification:</p><div><div>$R_{avg} \leq 0.4\%$ @ 425 - 675nm</div></div><p>Data outside this range is not guaranteed and is for reference only.</p><p>Click Here to Download Data</p></div>
<div><div><div>Fused Silica with YAG-BBAR Coating</div><div>Typical Transmission</div></div></div>	

<p>Typical Transmission</p> 	<p>Typical transmission of a 3mm thick fused silica window with YAG-BBAR (500-1100nm) coating at 0° AOI.</p> <p>The blue shaded region indicates the coating design wavelength range, with the following specification:</p> <p>$R_{abs} \leq 0.25\%$ @ 532nm $R_{abs} \leq 0.25\%$ @ 1064nm $R_{avg} \leq 1.0\%$ @ 500 - 1100nm</p> <p>Data outside this range is not guaranteed and is for reference only.</p> <p>Click Here to Download Data</p>
<p>Fused Silica with NIR I Coating Typical Transmission</p> 	<p>Typical transmission of a 3mm thick fused silica window with NIR I (600 - 1050nm) coating at 0° AOI.</p> <p>The blue shaded region indicates the coating design wavelength range, with the following specification:</p> <p>$R_{avg} \leq 0.5\%$ @ 600 - 1050nm</p> <p>Data outside this range is not guaranteed and is for reference only.</p> <p>Click Here to Download Data</p>
<p>Fused Silica with NIR II Coating Typical Transmission</p> 	<p>Typical transmission of a 3mm thick fused silica window with NIR II (750 - 1550nm) coating at 0° AOI.</p> <p>The blue shaded region indicates the coating design wavelength range, with the following specification:</p> <p>$R_{abs} \leq 1.5\%$ @ 750 - 800nm $R_{abs} \leq 1.0\%$ @ 800 - 1550nm $R_{avg} \leq 0.7\%$ @ 750 - 1550nm</p> <p>Data outside this range is not guaranteed and is for reference only.</p> <p>Click Here to Download Data</p>