

[See all 16 Products in Family](#)

615nm CWL, 12.5mm Dia., OD8 High Blocking Bandpass Filter



12.5mm Dia. OD8 High Blocking Bandpass Filter

Stock **#26-711** **20+ In Stock**

⊖ 1 ⊕ A\$638⁰⁰

ADD TO CART

Volume Pricing

Qty 1-5	A\$638.40 each
Qty 6-25	A\$512.00 each
Need More?	Request Quote

Product Downloads

General

Bandpass Filter **Type:**

qPCR **Typical Applications:**

ROXEmission **Compatible Fluorophore:**

Physical & Mechanical Properties

Diameter (mm):

12.50 +0.0/-0.1

Clear Aperture CA (mm):

≥9.5

Thickness (mm):

2.00 (Nominal)

Construction:

Mounted in Black Anodized Ring

Edges:

Painted opaque flat black

Optical Properties

Angle of Incidence (°):

0 ±5

Optical Density OD (Average):

≥8.0

Center Wavelength CWL (nm):

615.00 ±1.6

Full Width-Half Max FWHM (nm):

38.00 (Nominal)

Substrate:

[BOROFLOAT®](#)

Minimum Transmission (%):

≥95

Coating:

Hard Coated

Surface Quality:

60-40

Blocking Wavelength Range (nm):

350 - 850

Cone Half Angle (°):

5

Wavelength Accuracy (%):

±0.25

Threading & Mounting

Mount Thickness (mm):

5.0 +0.00/-0.1

Environmental & Durability Factors

Operating Temperature (°C):

>100

Durability:

MIL-PRF-13830B

Environmental Durability:

MIL-STD-810E, SECTION 507.3, PROCEDURE III - AGGRAVATED CYCLE, 10 CYCLES

Coating Solubility and Cleaning:

MIL-C-48497A, IMMERSION IN ACETONE AND ALCOHOL

Regulatory Compliance

Certificate of Conformance:

[View](#)

Need different specs or modifications?

Edmund Optics offers comprehensive custom manufacturing services for optical and imaging components tailored to your specific application requirements. Whether in the prototyping phase or preparing for full-scale production, we provide flexible solutions to meet your needs. Our experienced engineers are here to assist—from concept to completion.

Our capabilities include:

- Custom dimensions, materials, coatings, and more
- High-precision surface quality and flatness
- Tight tolerances and complex geometries
- Scalable production—from prototype to volume

Learn more about our [custom manufacturing capabilities](#) or submit an inquiry [here](#).

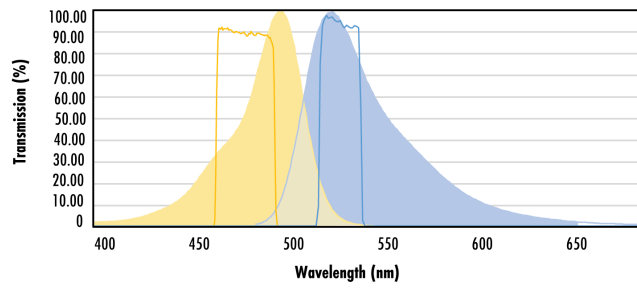
Product Details

- OD ≥8 Blocking and >95% Minimum Peak Transmission in the Passband
- Designed for Common qPCR Fluorophores
- Excitation Filters and Emission Filters Available

OD8 Fluorescence Bandpass Filters deliver superior OD ≥8 blocking in their blocking band while offering high transmission in their transmission band. These hard-coated interference filters feature high-precision spectral consistency and enable industry leading signal-to-noise system performance and low crosstalk. They are available in black anodized aluminum mounts or unmounted in 6 x 6mm wafers for easy system integration. OD8 Fluorescence Bandpass Filters are ideal components in applications relying on fluorescence detection that require precision spectral clean-up, such as biomedical diagnostics instruments including DNA sequencers and polymerase chain reaction (PCR) analyzers. These filters are designed with passbands for the fluorescence excitation and emission of common qPCR fluorophores in mind, namely FAM, HEX, ROX and Cy5.

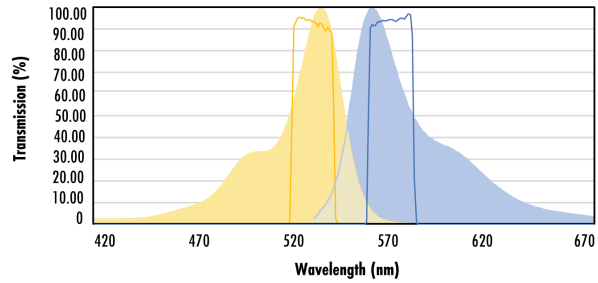
Technical Information

Overlay FAM Absorption & Emission with Excitation and Emission Filters



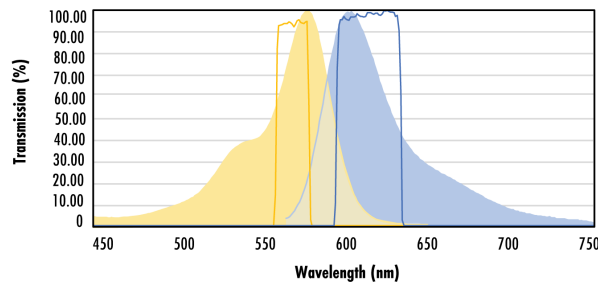
— FAM Excitation Filter Typical — FAM Emission Filter Type — FAM Absorption — FAM Emission
Overlay FAM Absorption & Emission with Excitation and Emission Filters

Overlay HEX Absorption & Emission with Excitation and Emission Filters



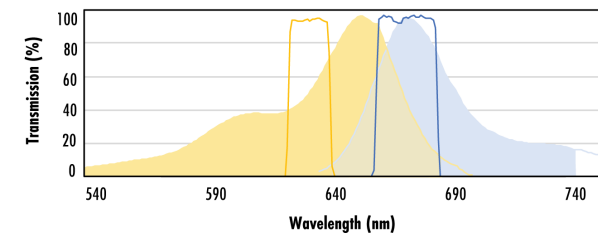
— HEX Excitation Filter Typical — HEX Emission Filter Type — HEX Absorption — HEX Emission
Overlay HEX Absorption and Emission with Excitation and Emission Filters

Overlay ROX Absorption & Emission with Excitation and Emission Filters



— ROX Excitation Filter Typical — ROX Emission Filter Type — ROX Absorption — ROX Emission
Overlay ROX Absorption and Emission with Excitation and Emission

Overlay Cy5 Absorption and Emission with Excitation and Emission Filters



— Cy5 Excitation Filter Typical — Cy5 Emission Filter Typical — Cy5 Absorption — Cy5 Emission
Overlay Cy5 Absorption and Emission with Excitation and Emission Filters