

**TECHSPEC® 6X, 65mm WD CompactTL™ Telecentric Lens**



65mm WD, 6X, In-Line Version (Left) and MS Version (Right)



Stock #63-743 **14 In Stock**

⊖ 1 ⊕ A\$486<sup>00</sup>

**ADD TO CART**

Volume Pricing	
Qty 1+	A\$486.00 each
Need More?	<a href="#">Request Quote</a>

Product Downloads

**General**

CompactTL™ Series	<b>Product Family:</b>
Edmund Optics®	<b>Manufacturer:</b>
Telecentric Lens	<b>Type:</b>

**Physical & Mechanical Properties**

Fixed	Iris Option:
116.10	Length (mm):
116.10	Length excluding Threads (mm):
18.00	Maximum Diameter (mm):
58	Weight (g):

## Optical Properties

1.5mm	Horizontal Field of View, 2/3" Sensor:
1.1mm	Horizontal Field of View, 1/2" Sensor:
0.8mm	Horizontal Field of View, 1/3" Sensor:
11.00	Maximum Image Circle (mm):
0.085	Numerical Aperture NA, Object Side:
±1	Working Distance Tolerance (mm):
5 (3)	Number of Elements (Groups):
0.072	Typical Telecentricity @ 588nm (°):
0.019	Typical Distortion @ 588nm (%):
6X	Primary Magnification PMAG:
6.00	Telecentric Lens Magnification:
65	Working Distance (mm):
1.5 x 1.1	FOV @ Max Sensor Format, H x V (mm):
f/35	Aperture (f/#):
M4 MgF <sub>2</sub>	Coating:
±0.05mm (20% @ 20 lp/mm)	Depth of Field (mm):
6X	Magnification:
VIS	Lens Wavelength Range:

## Sensor

2/3"	Maximum Sensor Format:
4.50	Pixel Size (µm):

## Threading & Mounting

M25.5 x 0.50 (Female)	Filter Thread:
<a href="#">88-212 (Required)</a>	Filter Thread Adapter:
M17 x 0.5 (Female)	Front Thread:
C-Mount	Mount:

## Regulatory Compliance

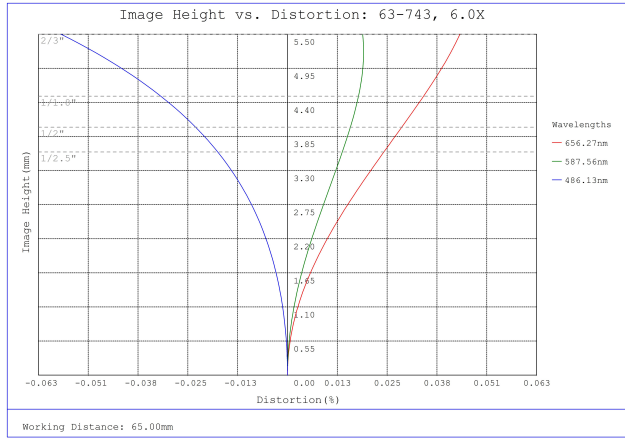
<a href="#">Compliant</a>	RoHS 2015:
<a href="#">View</a>	Certificate of Conformance:
<a href="#">Compliant</a>	REACH 241:

# Product Details

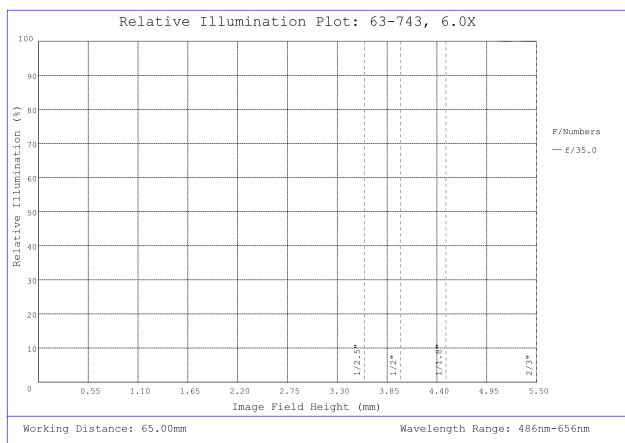
- 2/3", C-Mount Telecentric Lens
- Up to 2.3 MegaPixels, 4.5µm Pixel Size Sensors
- Small Telecentric Lens with Coaxial Illumination Options

TECHSPEC® CompactTL™ Telecentric Lenses are designed for applications with tight space constraints due to their ultra-compact design. These lenses feature a 2/3" sensor format and a variety of different working distance and magnification options. From single unit to high volume implementation, these lenses provide a great price to performance ratio. TECHSPEC® CompactTL™ Telecentric Lenses are perfect for integration into gauging systems due to their excellent telecentricity and low distortion. The fixed iris and lockable focus make these lenses ideal for implementation into factory floors and assembly lines, as they will remain fixed over time.

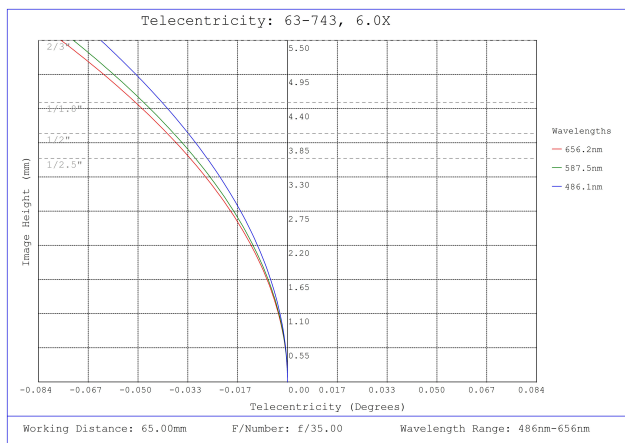
# Technical Information



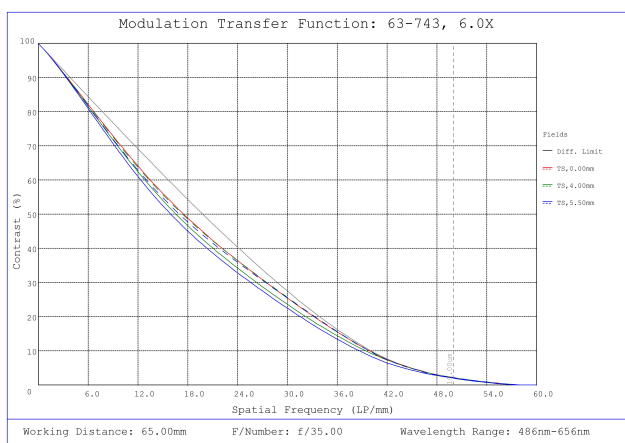
#63-743, 6X, 65mm WD CompactTL™ Telecentric Lens, Distortion Plot



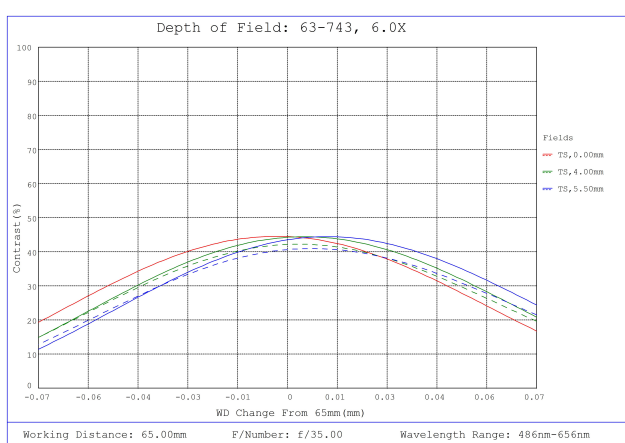
#63-743, 6X, 65mm WD CompactTL™ Telecentric Lens, Relative Illumination Plot



#63-743, 6X, 65mm WD CompactTL™ Telecentric Lens, Telecentricity Plot



#63-743, 6X, 65mm WD CompactTL™ Telecentric Lens, Modulated Transfer Function (MTF) Plot, 65mm Working Distance, f35



;