


92 Grooves/mm, 12.7mm Sq, Transmission Grating Beamsplitter



Stock **#46-071** **5 In Stock**

A\$240⁰⁰

ADD TO CART

Volume Pricing

Qty 1-9	A\$240.00 each
Qty 10-24	A\$216.00 each
Qty 25+	A\$180.00 each
Need More?	Request Quote

Product Downloads

General

Transmission Diffraction Grating **Type:**

Physical & Mechanical Properties

12.7 x 12.7 ±0.5 **Dimensions (mm):**

90 **Clear Aperture (%):**

Blazed Grating	Construction:
12.70	Length (mm):
3.00 ±0.5	Thickness (mm):
12.70	Width (mm):

Optical Properties

92	Groove Density (grooves/mm):
632.8	Design Wavelength DWL (nm):
E270	Substrate: <input type="checkbox"/>

Regulatory Compliance

Compliant	RoHS 2015:
View	Certificate of Conformance:
Compliant	Reach 247:

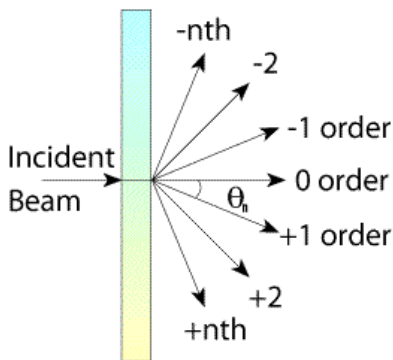
Product Details

- Ideal for Laser Beam Division
- Designed for 0 Degree AOI
- Low Groove Density for Maximized Beam Separation

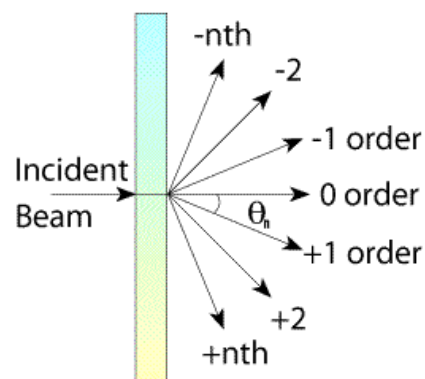
Transmission Grating Beamsplitters are commonly used for laser beam division and multiple laser line separation in visible wavelengths. The transmitted beam is diffracted into multiple orders. Edmund Optics' transmission grating beamsplitters consist of an index-matched epoxy replica on a polished glass substrate for a high total efficiency. Transmission Grating Beamsplitters are available in several gratings, offering different dispersion and power distributions. The diffraction angle for any wavelength may be calculated using the grating equation for normal incident light.

Handling Gratings: Gratings require special handling, making them prone to fingerprints and aerosols. Gratings should only be handled by the edges. Before attempting to clean a grating, please [contact us](#).

Technical Information



He-Ne Diffracted Order Typical Distribution @ 632nm (%)					Stock No.	
2	-1	0	+1	+2	12.7mm x 12.7mm	25mm x 25mm
—	—	41	32	—	#46-067	#46-068
5	25	25	25	5	#46-069	#46-070
—	20	45	20	—	#46-071	#46-072
—	25	28	25	—	#46-073	#46-074



Special Handling

These optics require special handling to avoid damage and ensure long-term performance. Proper handling, cleaning, and storage are essential to maintain optical quality. Explore our [Optics Cleaning Resources](#) for step-by-step guides and best practices. For personalized assistance, [Email us](#) or [Chat](#) with our technical support team.



Component Handling Tools

Compatible Mounts
