


[See all 25 Products in Family](#)

Corning® Varioptic® - 4 to 6/6 to 4 Pin FPC Adapter Board



Corning® Varioptic® - 4 to 6/6 to 4 Pin FPC Adapter Board



Stock **#22-588** [CONTACT US](#)

-

1

+

A\$185^{.00}

ADD TO CART

Volume Pricing	
Qty 1+	A\$185.00 each
Need More?	Request Quote

Product Downloads

SPECIFICATIONS

General

Contents of Kit:

- 1 x 4 to 6/6 to 4 pin FPC Adapter Board
- 1 x 4 Pin FPC Cable (Male/Male, 51mm Length)
- 1 x 6 Pin FPC Cable (Male/Male, 51mm Length)

Note:

Allows for Corning® Varioptic® lenses with 6 pin

FPC connections to be used with autofocus cameras on the market using a 4 pin FPC connection. The board also incorporates a thermistor, providing a means to implement a thermal stabilization algorithm with 4 pin FPC lenses lacking a built in thermistor.

Regulatory Compliance

Certificate of Conformance:

[View](#)

PRODUCT DETAILS

- Vary Focal Length by Applied Voltage
- Ideal for Machine Vision Autofocus Applications
- Less Power Required than Traditional Autofocus Lenses
- Development Kits and Lenses with Thermistor Available

Coming® Varioptic® Variable Focus Liquid Lenses consist of a conductive liquid deposited on a flat, conductive substrate. Applying a voltage between the substrate and the liquid causes an insulated material within the liquid to change shape, yielding a variable focal length. These lenses are designed with a stable optical axis, can operate regardless of orientation, and feature AR Coatings optimized for excellent transmission between 400 and 700nm. Coming® Varioptic® Variable Focus Liquid Lenses are ideal for autofocus applications, and with no moving parts, they are faster, more durable, and consume less power than traditionally actuated autofocus lenses. The 1.6mm aperture lens is the smallest liquid lens currently available and specifically designed for ultra-compact cameras, such as barcode engines, industrial and medical endoscopes. A 2.5mm aperture lens for high speed applications and a 3.9mm aperture lens for long focal lengths, large sensor size, and laser applications are also offered, as well as the largest available 5.8mm clear aperture lens that has been designed for machine vision applications with long focal distance objectives, large sensors, or C-Mount objective lenses. The lenses are also available in development kits which include lenses, drive electronics, cables, and software for easy use and integration via USB-A connection. Versions with thermistor (temperature-dependent resistors) for temperature sensitive applications are also available.


Note: These products are sensitive to electrostatic discharge (ESD). Handling precautions should be taken to prevent accidental damage, such as using anti-static devices and storing products in static-safe containers when not in use.

TECHNICAL INFORMATION

PRODUCTS WITH UPDATED USER INFORMATION WHEN USED WITH #12-247, #12-248, OR #17-123


Stock No.	Description
#34-283	Packaged A-30N0-P04 Liquid Lens (VIS)
#15-740	Packaged A-30N0-P04 Liquid Lens w/ Thermistor (VIS)
#19-354	Packaged A-30N1-P04 Liquid Lens w/ Thermistor (NIR)
#17-126	A-39N0 Liquid Lens Development Kit (VIS)
#19-358	A-39N1 Liquid Lens Development Kit (NIR)
#37-521	6mm FL, Liquid Lens M12 Lens
#37-522	8mm FL, Liquid Lens M12 Lens
#37-523	12mm FL, Liquid Lens M12 Lens
#37-524	16mm FL, Liquid Lens M12 Lens
#33-676	35mm, f/5, Liquid Lens Cx Series Fixed Focal Length Lens
#33-687	50mm, f/7, Liquid Lens Cx Series Fixed Focal Length Lens

#12-247 - Liquid Lens Driver Board - Maxim USB



Jumper at ST2 plugged in Jumper at ST2 removed

#12-248 - Liquid Lens Driver Board - Maxim I²C/DC



Jumper at ST2 installed Jumper at ST2 removed

When using a Maxim driver board with a Corning® Varioptic® A39Nx series lens, the jumper at ST2 **must** be removed to ensure optimal performance and product lifetime. Please contact us for updated user manuals with more information.

SPECIAL HANDLING

These optics require special handling to avoid damage and ensure long-term performance. Proper handling, cleaning, and storage are essential to maintain optical quality. Explore our [Optics Cleaning Resources](#) for step-by-step guides and best practices. For personalized assistance, [Email us](#) or [Chat](#) with our technical support team.



Component Handling Tools
